

Mesa County Valley  
School District 51

# 2023-2024 PRESENTED BUDGET



Grand Junction, Colorado  
May 25, 2023



**2023-2024  
PRESENTED BUDGET  
OF MESA COUNTY VALLEY SCHOOL  
DISTRICT 51**

**2115 Grand Avenue  
Grand Junction, CO 81501**

**May 25, 2023**

**Dr. Brian Hill, Superintendent of Schools  
Melanie Trujillo, Chief Financial Officer**

# Table of Contents

## Introduction

Strategic Plan .....	1
Board of Education Goals.....	4
Budget Parameters 2023-24 .....	4
Budget Calendar Fiscal Year 2023-24.....	4

## Resolutions

2023-24 Budget Adoption Resolution.....	5
Use of Beginning Fund Balance Resolution.....	6
Borrow Unencumbered Money from Other District Funds Resolution .....	7

## General Funds

General Fund Description .....	8
Summary Statement General Fund.....	9
Graphs General Fund .....	10

PERA On-Behalf Fund Description.....	11
Summary Statement PERA On-Behalf Fund.....	12

2017 Mill Levy Override Description.....	13
Summary Statement 2017 Mill Levy Override .....	14
Graph 2017 Mill Levy Override .....	15

Preschool Program Fund Description .....	16
Summary Statement Preschool Program .....	17
Graphs Preschool Program .....	18

Independence Academy Charter School Fund Description .....	19
Summary Statement Independence Academy Charter School.....	20

Juniper Ridge Charter School Fund Description.....	21
Summary Statement Juniper Ridge Charter School .....	22

Mesa Valley Community School Fund Description .....	23
Summary Statement Mesa Valley Community School.....	24

## Special Revenue Funds

Nutrition Services Description .....	25
Summary Statement Nutrition Services.....	26
Graphs Nutrition Services .....	27

Governmental Designated Purpose Grants Description.....	28
Summary Statement Governmental Designated Purpose Grants .....	29

Physical Activities Description.....	33
Summary Statement Physical Activities.....	34
Graphs Physical Activities.....	35

Career Center Grant Description .....	36
Summary Statement Career Center Grant.....	37
Beverage Description .....	38
Summary Statement Beverage .....	39
Graphs Beverage .....	40
Other Local Projects/Grants Description .....	41
Summary Statement Other Local Projects/Grants .....	42
Student Body Activities Description.....	43
Summary Statement Student Body Activities .....	44
<b>Debt Service Fund</b>	
Bond Redemption Description .....	45
Summary Statement Bond Redemption .....	46
Graphs Bond Redemption .....	47
Debt Service Schedule – Combined Schedule All Series .....	48
Debt Service Schedule – Series 2022 .....	49
Debt Service Schedule – Series 2018 .....	50
Debt Service Schedule – Series 2012 .....	51
Debt Service Schedule – Series 2011 .....	52
<b>Capital Project Funds</b>	
Building Description .....	53
Summary Statement Building .....	54
Capital Projects Building Description .....	55
Summary Statement Capital Projects Building .....	56
Graphs Capital Projects .....	57
Capital Projects 2023-24 .....	58
Building Juniper Ridge Community School Description .....	59
Summary Statement Building Juniper Ridge Community School .....	60
<b>Internal Service Funds</b>	
Medical Insurance Description.....	61
Summary Statement Medical Insurance.....	62
Graphs Medical Insurance.....	63
Dental Insurance Description.....	64
Summary Statement Dental Insurance .....	65
Graph Dental Insurance .....	66
Insurance Description .....	67
Summary Statement Insurance.....	68
Graphs Insurance .....	69



# STRATEGIC FOCUS AREAS



## STUDENT WELLNESS

*Objective:* Every District 51 student feels a sense of belonging and can access a variety of supports.

## ACADEMIC SUCCESS

*Objective:* District 51 students will demonstrate high levels of academic growth and achievement.

## ROBUST AND ALIGNED OPTIONS FOR LEARNING EXPERIENCES

*Objective:* District 51 students are equipped to pursue career, post-secondary, or military options upon graduation.



## PROFESSIONAL LEARNING

*Objective:* District 51 educators and leaders engage in personalized professional learning aligned to:

- Academic Standard mastery.
- Supporting the social and emotional needs of students.
- Responding to the needs of all groups of students.

## DIVERSE AND GROWING PIPELINES

*Objective:* District 51 will grow a diverse and healthy pipeline of qualified leaders and educators that will support the strategic goals of the district.

## STAFF WELLNESS

*Objective:* District 51 staff receive the mental health support they need to engage with students and families as healthy leaders.



## EFFECTIVE COMMUNITY PARTNERSHIPS TO ADVANCE STRATEGIC GOALS

*Objective:* District 51 will identify and communicate strategic partnership with organizations and institutions in the community to support the advancement of the district's strategic goals and initiatives.

## TRANSPARENT AND EFFECTIVE RESOURCE ALLOCATION

*Objective:* District 51 leadership will allocate resources through a lens of fiscal responsibility and in alignment with the district strategic goals.

## COMMUNICATION AND CONNECTION WITH FAMILIES

*Objective:* District 51 will develop communication strategies to ensure opportunities for students and families are clear and available in multiple languages to meet the needs of everyone in the community.



Graduates Are:

**CREATIVE PROBLEM SOLVERS**

D51 students demonstrate:

- Creativity and Innovation
- Resilience
- Critical Thinking

**ENGAGE**

**CULTURALLY CONNECTED**

D51 students demonstrate:

- Teamwork
- Global & Cultural Awareness
- Skilled Communication

**EQUIP**

**READY FOR CAREER AND LIFE**

D51 students demonstrate:

- Academic Proficiency
- Self- Direction
- Self-Awareness
- Self-Advocacy
- Career Awareness

**EMPOWER**



## **ENGAGE: CREATIVE PROBLEM SOLVERS**

*D51 students put original ideas and thoughts into the work that they do and do not let problems stop them from making progress.*

D51 students have mastered creative problem solving when they can demonstrate:

### **CREATIVITY AND INNOVATION:**

- Demonstrate curiosity, imagination, and eagerness to learn more.
- Build on personal experience to specify a challenging problem to investigate.
- Engage in novel approaches, moves, directions, ideas and/or consider multiple perspectives.
- Synthesize ideas in original and surprising ways.

### **RESILIENCE:**

- Set and focus on learning goals by employing motivation and familiar strategies for engagement and evaluate progress, making necessary changes to stay the course.
- Set learning goals, stay motivated and engaged in pursuing those goals, evaluate progress towards those goals, and make changes to their approach as necessary.
- Work effectively in a climate of ambiguity and changing priorities.

### **CRITICAL THINKING:**

- Recognize that problems can be identified and possible solutions can be generated; define the problem at hand using a variety of strategies.
- Make connections between information gathered and personal experiences to test and/or apply solutions.
- Interpret information and draw conclusions based upon information gathered to formulate a new problem.

## **EQUIP: CULTURALLY AWARE**

*D51 students are aware of, understand, and are open to cultural differences, exchange their thoughts and ideas effectively, and work to make everyone feel equal, safe, and appreciated.*

D51 students have mastered cultural awareness when they can demonstrate:

### **TEAMWORK:**

- Recognize how members of a community rely on each other and value personal contributions.
- Follow a process to generate ideas, negotiate roles and responsibilities, and respect consensus when making decisions.
- Use interpersonal skills to learn and work with individuals from diverse backgrounds and perspectives.

### **GLOBAL AND CULTURAL AWARENESS:**

- Apply knowledge and skills, independently or with others, to implement sophisticated, appropriate, and workable solutions that address complex global and local problems.

### **SKILLED COMMUNICATION:**

- Communicate clearly, listen actively, and work collaboratively and cooperatively with a diverse set of people to problem solve and negotiate conflict constructively.
- Navigate settings with differing social and cultural demands and opportunities, provide leadership, and seek or offer help when needed.

## **EMPOWER: READY FOR CAREER AND LIFE**

*D51 students understand their potential, career options, and the skills needed to achieve their goals.*

D51 students have mastered career and life readiness when they can demonstrate:

### **ACADEMIC PROFICIENCY:**

- Graduates can demonstrate mastery of core academic content according to graduation guidelines.

### **SELF-DIRECTION:**

- Demonstrate curiosity and open-mindedness.
- Learn how to make a reasoned judgment after analyzing information, data, and facts.
- Identify solutions for personal and social problems.
- Anticipate and evaluate the consequences of their actions.
- Recognize how critical thinking skills are useful both inside and outside of school.
- Reflect on their role to promote personal, family, and community well-being.

### **SELF-AWARENESS:**

- Assess personal strengths and limitations with a well-grounded sense of confidence, optimism and a growth mindset.
- Understand their emotions, thoughts, and values and how they influence behavior in many different contexts.

### **SELF-ADVOCACY:**

- Appropriately and confidently express a range of emotions and communicate clearly about their ideas and needs.
- Have a clear sense for their goals, abilities, and needs and how to make informed decisions based upon them in a variety of contexts.
- Pursue goals and opportunities responsibly.

### **CAREER AWARENESS:**

- Engage in exploration initiated by personal interests in careers and other life pursuits.
- Demonstrate knowledge, understanding, and awareness of how their dreams and interests translate into career fulfillment and career pathways available in local, regional, national and global arenas.



## Board of Education Goals

### **Board Purpose**

- Providing effective governance, representative of community, to support continuous success for all students

### **Board Essential Roles**

- Guide the district through the superintendent
- Engage constituents
- Ensure alignment of resources and structure
- Measure effectiveness
- Model excellence

### **Board Core, Driving Values**

- Continuous student success
- Respect for all
- Student centered
- Integrity
- Engaged communication
- Continuous improvement
- Fiscal responsibility
- Accountability
- Strategically proactive

### **Board Goals**

- Increase student growth and achievement in Literacy, Math, Science and Social Studies by focusing on curriculum, instruction and assessment.

- Promote shared responsibility for student learning through students, schools, families, and community members working together.
- Ensure effective educators and high quality leaders throughout the District.
- Improve organizational efficiency and effectiveness through increased accountability and communication
- Promote public awareness and community support for public education.

## Budget Parameters 2023-2024

1. Prioritize spending with a focus on strategic goals and priorities.
2. Maintain a minimum of 10% of expenditures as reserves in the general fund balance.
3. Maintain Tabor requirement of 3% in the capital reserve fund.
4. Develop a multi-year maintenance spending plan aligned to the master plan.

## Budget Calendar Fiscal Year 2023-2024

April - May	Department budget review/requests
May 25	Presentation of proposed budget to the Board of Education (deadline May 31)
May 27	Public notice published
June 6	Budget hearing – public opportunity to address budget
June 20	Budget hearing – public opportunity to address budget Adoption of budget at business Board meeting (deadline June 30)
January 16	Re-Adopt budget (deadline January 31)



**Mesa County Valley School District 51**  
**2023-2024 Budget Adoption**

Board of Education Resolution 22/23:

Presented: May 25, 2023

WHEREAS, the Board of Education has published June 20, 2023, as the date of adoption for the 2023-2024 budgets for Mesa County Valley School District 51; and

WHEREAS, the Board may re-adopt the budgets at any regular or special meeting on or before January 31, 2024;

NOW, THEREFORE, BE IT RESOLVED, that the Board of Education of Mesa County Valley School District 51 does hereby adopt the budgets and reserve all ending balances, as presented, and authorize the following fund amounts to be appropriated as specified in the adopted budgets for the fiscal year beginning July 1, 2023 and ending June 30, 2024.

FUND	REVENUE	BEGINNING BUDGETARY BALANCE	TOTAL APPROPRIATION
<b>Governmental Funds</b>			
General Fund (10)	\$238,511,439	\$35,665,648	\$274,177,087
PERA On-Behalf (12)	\$5,500,000	\$0	\$5,500,000
2017 Mill Levy Override (17)	\$7,725,818	\$4,183,662	\$11,909,480
Preschool Program (19)	\$5,078,358	\$408,031	\$5,486,389
Independence Academy Charter School (11)	\$6,174,748	\$6,354,578	\$12,529,326
Juniper Ridge Charter School (11)	\$4,929,587	\$1,198,678	\$6,128,265
Mesa Valley Community School (11)	\$3,150,954	\$555,267	\$3,706,221
<b>Special Revenue Funds</b>			
Nutrition Services (21)	\$11,306,436	\$2,060,919	\$13,367,355
Physical Activities (23)	\$1,136,000	\$159,882	\$1,295,882
Beverage (27)	\$77,468	\$332,160	\$409,628
Governmental Designated Purpose Grants (22 & Sub-funds 70-99)	\$52,404,910	\$0	\$52,404,910
Student Body Activities (29)	\$6,000,000	\$3,262,869	\$9,262,869
<b>Debt Service Fund</b>			
Bond Redemption (31)	\$23,184,571	\$23,328,520	\$46,513,091
<b>Capital Project Fund</b>			
Building Fund (41)	\$4,000,000	\$83,679,635	\$87,679,635
Capital Projects Fund (43)	\$6,616,912	\$15,467,064	\$22,083,976
<b>Internal Service Fund</b>			
Medical Insurance (62)	\$24,297,932	\$5,235,438	\$29,533,370
Dental Insurance (63)	\$1,360,024	\$426,097	\$1,786,121
Insurance (64)	\$3,247,000	\$5,082,288	\$8,329,288

**Mesa County Valley School District 51**  
**Use of Beginning Fund Balance**

Board of Education Resolution 22/23:

Presented: May 25, 2023

WHEREAS, Senate Bill 03-149 created a new subsection in C.R.S. 22-44-105 1B (1.5) (a) that states:

"A budget adopted pursuant to this article shall not provide for expenditures, interfund transfers, or reserves, in excess of available revenues and beginning fund balances. If the budget includes the use of a beginning fund balance, the school district board of education shall adopt a resolution specifically authorizing the use of a portion of the beginning fund balance in the school district's budget. The resolution, at a minimum shall specify the amount of the beginning fund balance to be spent under the school district budget, state the purpose for which the expenditure is needed, and state the school district's plan to ensure that the use of the beginning fund balance will not lead to an ongoing deficit."  
and

WHEREAS, the Board of Education has set June 20, 2023, as the date of adoption for the 2023-2024 budgets for Mesa County Valley School District 51; and

WHEREAS, the Board may re-adopt the budgets at any regular or special meeting on or before, January 31, 2024;

NOW THEREFORE, BE IT RESOLVED, that the Board of Education of Mesa County Valley School District 51 does hereby approve the usage of the beginning fund balances as specified in the plan below for the fiscal year beginning July 1, 2023 and ending on June 30, 2024.

FUND	AMOUNT OF BEGINNING FUND BALANCE TO BE SPENT	PURPOSE FOR EXPENDITURE	PLAN
Beverage	\$14,182	Additional programs	Utilization of available funds
Building	\$47,288,365	Completion of GJHS project	Utilization of bond proceeds
Capital Projects	\$1,695,147	Completion of projects/Leases	Monitor and make adjustments
Insurance	\$798,959	Security and insurance premium/claim costs	Monitor and make adjustments

**Mesa County Valley School District 51**  
**Borrow Unencumbered Money from Other District Funds**

Board of Education Resolution 22/23:

Presented: May 25, 2023

---

WHEREAS, C.R.S.22-44-113 authorizes the borrowing of unencumbered monies from any one fund, except the Bond Redemption Fund; and

WHEREAS, in order to meet ongoing obligations of an current fund it may be necessary to borrow up to \$10,000,000, and

WHEREAS, estimated unencumbered monies not to exceed \$10,000,000 may exist in any of the district funds, except the Bond Redemption Fund, during FY 2023-24

NOW THEREFORE, BE IT RESOLVED, that the Board authorizes the borrowing of up to \$10,000,000 from unencumbered monies from any district fund except Bond Redemption Fund, for the benefit of any other fund effective July 1, 2023, such monies to be repaid to said funds not later than June 30, 2024.



## General Fund

The General Fund is the district's general operating fund and is used to account for all financial transactions except those required to be accounted for in another fund. Major revenue sources include local property taxes and state funding. Expenditures include all costs associated with the daily operations of the school district. The General Fund is designated for the purposes specified in C.R.S. 22-45-103.

**Total Expenditure = \$230,536,459**  
**Per Pupil Expenditure = \$11,910.80**



Governmental Funds  
General Fund

**Summary Statement General Fund (10)**

	2019-20 Actual	2020-21 Actual	2021-22 Actual	2022-23 Anticipated	2023-24 Presented Budget
<b>REVENUE:</b>					
Property Tax	\$46,009,588	\$45,647,523	\$53,609,770	\$55,086,771	<b>\$67,676,193</b>
Specific Ownership:					
Regular	7,136,825	6,853,463	7,179,428	6,725,376	<b>7,136,568</b>
Override	796,266	1,350,651	1,314,602	1,231,462	<b>1,036,618</b>
Bond	2,524,245	2,649,714	2,488,342	2,330,970	<b>1,887,542</b>
Interest	425,269	36,231	135,454	2,361,373	<b>2,200,000</b>
Other Local	1,586,341	2,472,098	1,312,958	1,950,704	<b>1,798,382</b>
Override Election 1996	5,110,286	5,115,590	5,342,703	5,472,865	<b>5,528,146</b>
Override Election 2004	3,982,523	3,913,631	4,002,350	3,962,327	<b>4,000,000</b>
State	130,729,767	119,503,119	131,552,407	139,870,181	<b>142,492,014</b>
Mineral Lease	397,336	566,545	310,965	350,000	<b>350,000</b>
CARES Act ESSER	0	3,409,529	0	0	<b>0</b>
Federal	67,654	79,520	81,562	77,123	<b>66,661</b>
<b>Total Revenue</b>	<b>\$198,766,100</b>	<b>\$191,597,614</b>	<b>\$207,330,541</b>	<b>\$219,419,152</b>	<b>\$234,172,124</b>
<b>EXPENDITURE:</b>					
Instructional Programs	\$111,792,755	\$95,122,735	\$112,601,851	\$119,867,271	<b>\$132,136,260</b>
Pupil Support Services	20,934,344	19,900,124	19,784,459	22,143,443	<b>26,006,898</b>
General Administration Support Services	3,272,383	2,717,246	3,321,171	3,493,428	<b>3,568,141</b>
School Administration Support Services	15,791,820	15,272,177	15,888,656	17,700,346	<b>19,663,209</b>
Business Support Services	22,108,391	24,492,103	24,966,528	26,492,461	<b>28,174,937</b>
Central Support Services	8,298,999	7,516,518	9,075,011	9,059,595	<b>7,388,281</b>
Community Services & Other					
Support Services	73,553	34,000	34,500	20,500	<b>64,732</b>
Other Uses/Leases	1,594,895	1,606,707	1,127,156	940,987	<b>222,500</b>
<b>Total Expenditure</b>	<b>\$183,867,140</b>	<b>\$166,661,610</b>	<b>\$186,799,332</b>	<b>\$199,718,031</b>	<b>\$217,224,958</b>
Transfer to Charter Schools	\$9,868,071	\$9,945,643	\$11,316,019	\$10,848,174	<b>\$11,574,846</b>
Transfer to Preschool	2,306,314	2,003,608	2,797,361	3,054,188	<b>400,000</b>
Transfer to Capital Projects/Insurance	3,875,970	3,875,970	3,875,970	3,775,970	<b>3,775,970</b>
Transfer to Physical Activities	150,000	200,000	150,000	400,000	<b>400,000</b>
Transfer to Medical	1,000,000	0	0	1,500,000	<b>1,500,000</b>
Transfer from 2017 Mill Levy Override - Additional Student Contact Days	(3,873,919)	(3,474,102)	(3,093,709)	(3,746,341)	<b>(3,746,341)</b>
Transfer from 2017 Mill Levy Override - Professional Development Day	(689,951)	(636,840)	(485,269)	(592,974)	<b>(592,974)</b>
<b>Total Expenditure and Transfers</b>	<b>\$196,503,625</b>	<b>\$178,575,889</b>	<b>\$201,359,704</b>	<b>\$214,957,048</b>	<b>\$230,536,459</b>
GAAP Basis Result of Operations	\$2,262,475	\$13,021,725	\$5,970,837	\$4,462,104	<b>\$3,635,665</b>
GAAP Basis Fund Balance (Deficit) at Beginning of Year	9,948,507	12,210,982	25,232,707	31,203,544	<b>35,665,648</b>
GAAP Basis Fund Balance (Deficit) at End of Year	\$12,210,982	\$25,232,707	\$31,203,544	\$35,665,648	<b>\$39,301,313</b>
Reserves/Designations:					
Non-Spendable: Inventories	(236,890)	(261,154)	(315,796)	(250,000)	<b>(250,000)</b>
Unassigned Fund Balance	\$11,974,092	\$24,971,553	\$30,887,748	\$35,415,648	<b>\$39,051,313</b>
Board Resolution: Reserves equal to 10% Expenditures/Transfers	0	(17,857,589)	(20,135,970)	(21,495,705)	<b>(23,053,646)</b>
Unassigned/Undesignated Fund Balance	<b>\$11,974,092</b>	<b>\$7,113,964</b>	<b>\$10,751,778</b>	<b>\$13,919,943</b>	<b>\$15,997,667</b>

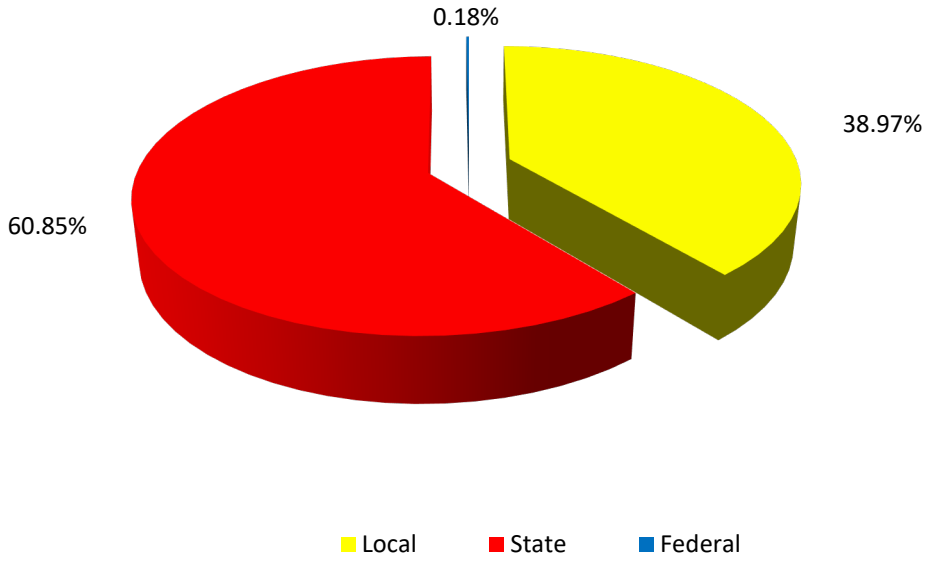
2023-24 Presented PPR is \$10,033.51 and is based on a projected averaged funded count of 20,273.5 FTE. Projected actual student count is 19,355.24 FTE.

Anticipated Ending Fund Balance for 2022-23 is 16.5% of expenditures, including transfers to other funds. Budgeted Ending Fund Balance for 2023-24 is 16.9% of expenditures, including transfers.

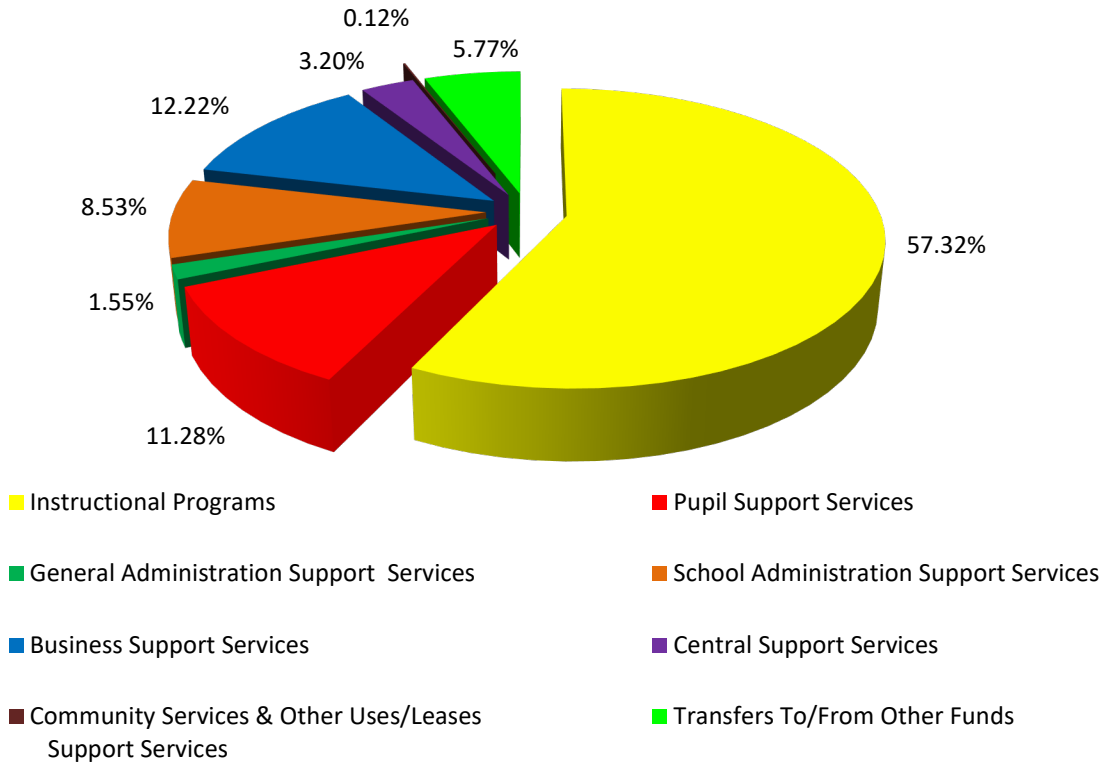
2023-24 budgeted positive result of operations of \$3,635,665 is to plan for the continuation of identified supports currently paid with COVID ESSER grant dollars. FTE Stabilization-\$2,071,265; Student software subscriptions-\$814,400; Summer School-\$750,000

Governmental Funds  
General Fund

**2023-2024 General Fund Revenue Summary**



**2023-2024 General Fund Expenditure Summary**





## PERA On-Behalf Fund

The State of Colorado will provide annual direct payments to Colorado PERA (Public Employees' Retirement Association) in the amount of \$225 million, demonstrating their commitment to the long-term viability of PERA. The payment is to continue until PERA's unfunded liability is eliminated.

In addition, during the 2022 legislative session lawmakers passed a bill that will provide funds to make up for a \$225 million payment that was missed in July 2020. The payment was skipped due to poor state economic conditions during the pandemic.

SB23-056 passed during the 2023 legislative session directs approximately \$14.5 million in additional repayment.

These payments, made on-behalf of PERA covered employers, are allocated based on the proportionate amount of annual payroll to the School Division Trust Fund, State Division Trust Fund, Judicial Division Trust Fund, and Denver Public Schools Division Trust Fund. GAAP (Generally Accepted Accounting Principles) require each entity to report its proportionate share of the on-behalf payments as both a revenue and expenditure. Because these offsetting entries have no financial impact on district operations, we have chosen to record them in a new stand-alone sub fund to the General Fund.

Colorado PERA does not provide the calculations of each district's proportionate share of on-behalf payments until after year-end. As such, budgeted amounts represent a conservative estimate based on prior years' data.

**Total Expenditure = \$5,500,000**  
**Per Pupil Expenditure = \$284.16**



Governmental Funds  
PERA On-Behalf Fund

### Summary Statement PERA On-Behalf (12)

	2019-20 Actual	2020-21 Actual	2021-22 Actual	2022-23 Anticipated	2023-24 Presented Budget
<b>REVENUE:</b>					
PERA On-Behalf Payment	\$0	\$0	\$2,960,695	\$10,000,000	<b>\$5,500,000</b>
<b>Total Revenue</b>	<b>\$0</b>	<b>\$0</b>	<b>\$2,960,695</b>	<b>\$10,000,000</b>	<b>\$5,500,000</b>
<b>EXPENDITURE:</b>					
PERA On-Behalf Payment	\$0	\$0	\$2,960,695	\$10,000,000	<b>\$5,500,000</b>
<b>Total Expenditure</b>	<b>\$0</b>	<b>\$0</b>	<b>\$2,960,695</b>	<b>\$10,000,000</b>	<b>\$5,500,000</b>
<b>Excess (Deficiency) of Revenue</b>	<b>\$0</b>	<b>\$0</b>	<b>\$0</b>	<b>\$0</b>	<b>\$0</b>
GAAP Basis Fund Balance (Deficit) at Beginning of Year	0	0	0	0	<b>0</b>
GAAP Basis Fund Balance (Deficit) at End of Year	<b>\$0</b>	<b>\$0</b>	<b>\$0</b>	<b>\$0</b>	<b>\$0</b>

## 2017 Mill Levy Override

On November 7, 2017, School District 51 voters approved a mill levy override to raise property taxes within District 51 boundaries by \$6.5 million annually for ten years, specifically for the following purposes:

- Adding five additional student contact days in the school calendar
- Updating instructional materials and educator training
- Helping extend the life of buildings with funding for Priority 2 and 3 maintenance
- Adding additional positions in technology support

**Total Expenditure = \$7,166,484**  
**Per Pupil Expenditure = \$370.26**





Governmental Funds  
2017 Mill Levy Override

**Summary Statement 2017 Mill Levy Override (17)**

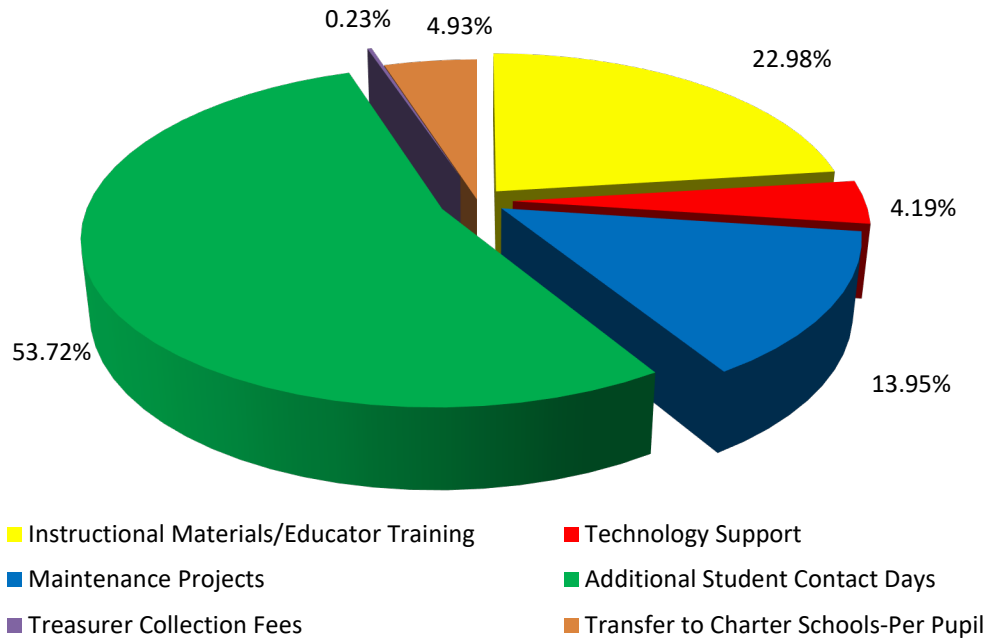
	2019-20 Actual	2020-21 Actual	2021-22 Actual	2022-23 Anticipated	2023-24 Presented Budget
<b>REVENUE:</b>					
Property Tax	\$6,468,578	\$6,280,222	\$6,501,944	\$6,435,000	<b>\$6,500,000</b>
Specific Ownership	585,543	956,684	871,803	639,492	<b>975,818</b>
Interest	38,912	1,629	7,764	125,586	<b>250,000</b>
Miscellaneous/Mineral Lease	0	0	391	0	<b>0</b>
<b>Total Revenue</b>	<b>\$7,093,033</b>	<b>\$7,238,535</b>	<b>\$7,381,902</b>	<b>\$7,200,078</b>	<b>\$7,725,818</b>
<b>EXPENDITURE:</b>					
Instructional Materials/Educator Training	\$2,754,301	\$1,677,789	\$364,454	\$1,191,596	<b>\$1,053,707</b>
Maintenance Projects	958,203	271,559	849,721	1,000,000	<b>1,000,000</b>
Technology Support	271,618	274,576	277,602	252,156	<b>300,000</b>
Treasurer Collection Fees	16,171	16,365	16,216	16,118	<b>16,500</b>
<b>Total Expenditure</b>	<b>\$4,000,293</b>	<b>\$2,240,289</b>	<b>\$1,507,993</b>	<b>\$2,459,870</b>	<b>\$2,370,207</b>
Transfer to Charter Schools-Per Pupil	\$345,199	\$379,213	\$351,920	\$361,502	<b>\$353,319</b>
Transfer to General Fund-Professional Development Day	689,951	636,840	485,269	592,974	<b>592,974</b>
Transfer to General Fund-Student Contact Days	3,873,919	3,474,102	3,093,709	3,746,341	<b>3,746,341</b>
Transfer to Nutrition Services-Student Contact Days	79,982	77,792	87,502	103,643	<b>103,643</b>
<b>Total Expenditure and Transfers</b>	<b>\$8,989,344</b>	<b>\$6,808,236</b>	<b>\$5,526,393</b>	<b>\$7,264,330</b>	<b>\$7,166,484</b>
<b>Excess (Deficiency) of Revenue</b>	<b>(\$1,896,311)</b>	<b>\$430,299</b>	<b>\$1,855,509</b>	<b>(\$64,252)</b>	<b>\$559,334</b>
GAAP Basis Fund Balance (Deficit) at Beginning of Year	3,858,417	1,962,106	2,392,405	4,247,914	<b>4,183,662</b>
GAAP Basis Fund Balance (Deficit) at End of Year	<b>\$1,962,106</b>	<b>\$2,392,405</b>	<b>\$4,247,914</b>	<b>\$4,183,662</b>	<b>\$4,742,996</b>

Note: On November 7, 2017, voters approved a mill levy override in the amount of \$6.5 million annually for a period of ten years. The funds will be used for additional student contact days, instructional materials and educator training, ongoing maintenance projects, and technology support as approved by voters.

Governmental Funds  
2017 Mill Levy Override

---

**2023-2024 Mill Levy Override (2017) Expenditure Summary**



## Universal Preschool (UPK) Colorado Program

Universal Preschool (UPK) Colorado ensures that every child in the year before they are eligible for kindergarten can receive half-day, state-funded preschool programming, beginning in the 2023-24 school year.

UPK Colorado was created as a result of Proposition EE, approved by voters, that increased taxes on nicotine products in order to fund various health and education programs, including preschool. This revenue source, along with previously existing State revenues for preschool will merge into a single funding stream to support the UPK program.

Prior to the 2023-24 school year, preschool in Colorado was funded through the Colorado Preschool Program (CPP) specifically for children considered to be “at-risk” through the allocation of slots available to each school district. Additionally, Special Education qualifying preschoolers were previously included in the October student count for which school districts received General Fund per-pupil revenue (PPR).

Fiscal year 2023-24 budget is based on 982 students funded at the 10 hour/week programming tier.

$$982 \times \$4,759.02 = \$4,673,358$$

**Total Expenditure = \$4,648,639**  
**Per Pupil Expenditure = \$240.17**





Governmental Funds  
Preschool Program

**Summary Statement Preschool Program (19)**

	2019-20 Actual	2020-21 Actual	2021-22 Actual	2022-23 Anticipated	2023-24 Presented Budget
<b>REVENUE:</b>					
Universal Preschool (UPK) Colorado-CDEC	\$0	\$0	\$0	\$0	\$4,673,358
Interest	12,670	785	136	3,500	5,000
Miscellaneous	10,213	4,350	0	0	0
<b>Total Revenue</b>	<b>\$22,883</b>	<b>\$5,135</b>	<b>\$136</b>	<b>\$3,500</b>	<b>\$4,678,358</b>
<b>EXPENDITURE:</b>					
<b>CPP Preschool:</b>					
Salaries	\$1,581,573	\$1,577,928	\$1,681,231	\$1,639,543	\$3,440,966
Benefits	617,484	653,735	710,173	683,606	1,112,673
In-service	9,297	1,432	0	0	0
Contracted Service	416,556	275,094	400,316	419,688	0
Instructional Supplies/Materials	20,872	7,802	22,180	15,966	50,000
Equipment	92,147	1,668	8,560	2,947	20,000
Administrative Supplies	52,907	55,431	32,858	24,971	25,000
<b>Total CPP Preschool Expenditure</b>	<b>\$2,790,836</b>	<b>\$2,573,090</b>	<b>\$2,855,318</b>	<b>\$2,786,721</b>	<b>\$4,648,639</b>
<b>E-Care Kindergarten:</b>					
Salaries	\$240	\$0	\$0	\$0	\$0
Benefits	166	0	0	0	0
<b>Total E-Care Kindergarten Expenditure</b>	<b>\$406</b>	<b>\$0</b>	<b>\$0</b>	<b>\$0</b>	<b>\$0</b>
<b>Total Expenditure</b>	<b>\$2,791,242</b>	<b>\$2,573,090</b>	<b>\$2,855,318</b>	<b>\$2,786,721</b>	<b>\$4,648,639</b>
Transfer from General Fund-Preschool PPR	\$2,306,314	\$2,003,608	\$2,397,361	\$2,654,188	\$0
Transfer from General Fund-Preschool Salary Costs	0	0	400,000	400,000	400,000
<b>Excess (Deficiency) of Revenue &amp; Transfer</b>	<b>(\$462,045)</b>	<b>(\$564,347)</b>	<b>(\$57,821)</b>	<b>\$270,967</b>	<b>\$429,719</b>
GAAP Basis Fund Balance (Deficit) at Beginning of Year	1,221,277	759,232	194,885	137,064	408,031
GAAP Basis Fund Balance (Deficit) at End of Year	\$759,232	\$194,885	\$137,064	\$408,031	\$837,750
CPP Preschool FTE	286.5	261.5	282.0	293.5	0.0
UPK Preschool Student Count	0.0	0.0	0.0	0.0	982.0

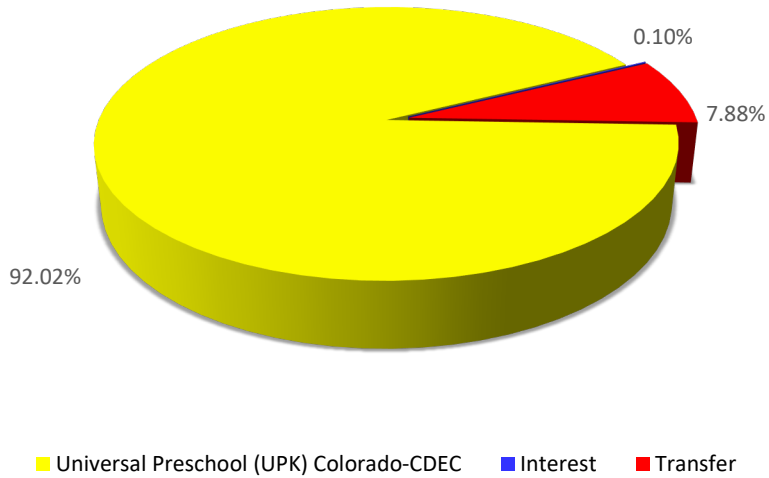
2023-24 Revenue projection is based on 982 preschool students funded at the UPK 10 hour/week rate of \$4,759.02

Beginning in 2023-24, the CPP program will be eliminated and replaced with the Universal Preschool (UPK) Colorado program. UPK funding is based on student count throughout the year and hours of available programming.

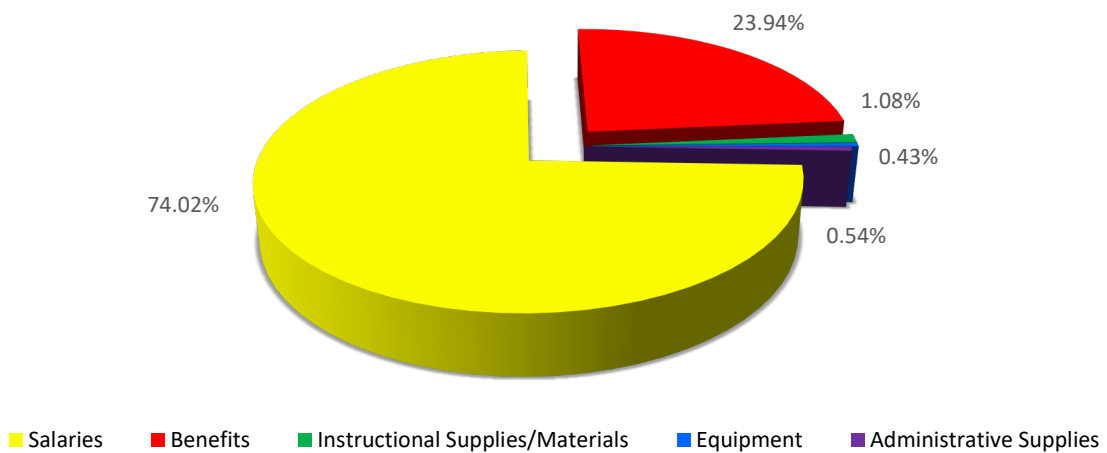
Governmental Funds  
Preschool Program

---

**2023-2024 Preschool Program  
Revenue Summary**



**2023-2024 Preschool Program  
Expenditure Summary**



## Independence Academy Charter School

By Resolution adopted October 21, 2003, Mesa County Valley School District 51 Board of Education approved an application by Deep River Charter School to begin operations not later than the 2004-05 school year for a term of 3 years. Deep River changed its name to Independence Academy beginning with the 2006-07 school year.

Independence Academy Charter School is organized and maintained as a separate legal entity from the district, constituting a public school in the state of Colorado. It is the desire of both the district and the charter school that the charter school be accountable to the Board and subject to the ultimate authority of the Board, but that the Board grant the charter school flexibility to achieve successful educational results in new and innovative ways. The charter school is designed to increase the educational opportunities of at-risk pupils within the meaning of sections 22-30.5-103 and 109(2), C.R.S.

The revenue for the 2023-24 school year is based on 455 FTE.

Per Pupil Revenue \$10,033.51 X 455 FTE = \$4,565,247

**Total Expenditure = \$6,187,328**  
**Per Pupil Expenditure = \$319.67**



Governmental Funds  
Independence Academy Charter School

**Summary Statement Independence Academy  
Charter School (11)**

	2019-20	2020-21	2021-22	2022-23	2023-24
	Actual	Actual	Actual	Anticipated	Presented Budget
<b>GENERAL OPERATING FUND REVENUE:</b>					
ECEA Spec Ed	\$44,453	\$47,684	\$61,525	\$40,000	\$40,000
Interest	898	5,017	544	0	0
Read Act	0	0	13,090	20,000	10,000
Miscellaneous Income/Asset Sale	12,691	6,478	11,377	0	0
Kindergarten Fees	710	0	0	0	0
Pre-k Fees	34,842	60,965	123,329	95,000	245,000
Material Fee	0	19,802	17,968	0	23,000
Tech Fees	0	0	11,147	0	0
Rental Income	8,624	9,170	1,000	0	0
Refunds: MCVSD#51	158,550	0	0	0	0
MCVSD#51 Mill Levy Override	0	171,880	179,414	213,618	213,841
Erate	12,793	0	3,962	15,000	15,000
Donation	0	244	159	0	0
CDHS OEC Grant	0	4,250	0	0	0
CDHS Stabilization Grant	0	0	16,885	0	0
Grant 3281 At-Risk Mitigation	0	0	14,232	0	0
Capital Construction Bond Reimbursement	0	417,320	0	0	0
<b>Total Revenue</b>	<b>\$273,561</b>	<b>\$742,810</b>	<b>\$454,632</b>	<b>\$383,618</b>	<b>\$546,841</b>
<b>EXPENDITURE:</b>					
Salaries	\$1,493,200	\$1,585,159	\$1,799,848	\$2,300,000	\$2,650,000
Benefits	512,054	543,074	704,082	832,000	932,000
Capital Projects	298,071	137,139	213,527	5,000	5,000
Facility Rent	234,133	402,276	560,583	611,668	611,668
Purchased Services	479,284	562,933	553,821	503,000	603,000
Supplies	80,005	78,393	71,606	90,000	110,000
Professional Development	25,593	21,867	54,576	50,000	30,000
Equipment/Furniture	16,151	1,923	6,142	10,000	40,000
Technology	67,177	83,534	63,906	85,000	85,000
Curriculum	107	33	1,611	0	0
Other Expenses	288	622	0	5,000	5,000
<b>Total Expenditure/Contingency</b>	<b>\$3,206,063</b>	<b>\$3,416,952</b>	<b>\$4,029,703</b>	<b>\$4,491,668</b>	<b>\$5,071,668</b>
<b>Expenditure/Contingency+(-) Revenue</b>	<b>(\$2,932,502)</b>	<b>(\$2,674,142)</b>	<b>(\$3,575,071)</b>	<b>(\$4,108,050)</b>	<b>(\$4,524,827)</b>
Transfer from General Fund=\$10,033.51 x 455 FTE	\$3,219,984	\$3,263,382	\$3,752,140	\$4,114,670	\$4,565,247
Fund Balance (Deficit) at Beginning of Year	3,593,149	3,880,629	4,469,870	4,646,940	4,653,560
Fund Balance (Deficit) at End of Year	\$3,880,629	\$4,469,870	\$4,646,940	\$4,653,560	\$4,693,981
<b>MILL LEVY:</b>					
MCVSD#51 Mill Levy Override 2017	\$120,425	\$125,842	\$124,834	\$145,728	\$145,880
<b>Total Revenue</b>	<b>\$120,425</b>	<b>\$125,842</b>	<b>\$124,834</b>	<b>\$145,728</b>	<b>\$145,880</b>
<b>EXPENDITURE:</b>					
Curriculum	\$98,231	\$50,311	\$77,880	\$90,000	\$130,000
Technology	14,213	31,998	16,033	20,000	25,000
Professional Development	54,336	12,418	11,932	30,000	50,000
<b>Total Expenditure</b>	<b>\$166,780</b>	<b>\$94,726</b>	<b>\$105,845</b>	<b>\$140,000</b>	<b>\$205,000</b>
<b>Expenditure + (-) Revenue</b>	<b>(\$46,355)</b>	<b>\$31,116</b>	<b>\$18,989</b>	<b>\$5,728</b>	<b>(\$59,120)</b>
Fund Balance (Deficit) at Beginning of Year	74,197	27,842	58,958	77,947	83,675
Fund Balance (Deficit) at End of Year	\$27,842	\$58,958	\$77,947	\$83,675	\$24,555
<b>GRANT REVENUE:</b>					
ESSER I Funds	\$0	\$64,642	\$0	\$0	\$0
ESSR III funds	0	0	73,170	0	0
ESSER II Funds	0	244,704	177,540	702,000	0
CARES Act	0	208,213	0	0	0
Capital Construction Revenue	111,540	127,984	125,940	99,600	99,600
<b>Total Revenue</b>	<b>\$111,540</b>	<b>\$645,543</b>	<b>\$376,650</b>	<b>\$801,600</b>	<b>\$99,600</b>
<b>EXPENDITURE:</b>					
ESSER I Funds	\$0	\$73,417	\$0	\$0	\$0
ESSR III funds	0	10,438	56,954	702,000	0
ESSER II Funds	0	215,319	216,280	0	0
CARES Act	8,635	202,366	(356)	0	0
Capital Construction Revenue	111,540	116,734	125,940	99,600	99,600
<b>Total Expenditure</b>	<b>\$120,175</b>	<b>\$618,274</b>	<b>\$398,818</b>	<b>\$801,600</b>	<b>\$99,600</b>
<b>Expenditure + (-) Revenue</b>	<b>(\$8,635)</b>	<b>\$27,268</b>	<b>(\$22,168)</b>	<b>\$0</b>	<b>\$0</b>
Fund Balance (Deficit) at Beginning of Year	0	(8,635)	18,633	(3,535)	(3,535)
Fund Balance (Deficit) at End of Year	(\$8,635)	\$18,633	(\$3,535)	(\$3,535)	(\$3,535)
<b>FUNDRAISING REVENUE:</b>					
Fees: Supplies/Field Trips	\$114,314	\$90,206	\$103,078	\$82,000	\$82,000
Local Fundraising	26,806	5,165	25,803	20,000	20,000
Other Income	14,590	5,123	11,144	120	120
<b>Total Revenue</b>	<b>\$155,710</b>	<b>\$100,493</b>	<b>\$140,025</b>	<b>\$102,120</b>	<b>\$102,120</b>
<b>EXPENDITURE:</b>					
Purchased Services	\$97,436	\$100,178	\$121,217	\$96,000	\$96,000
<b>Total Expenditure</b>	<b>\$97,436</b>	<b>\$100,178</b>	<b>\$121,217</b>	<b>\$96,000</b>	<b>\$96,000</b>
<b>Expenditure + (-) Revenue</b>	<b>\$58,273</b>	<b>\$315</b>	<b>\$18,808</b>	<b>\$6,120</b>	<b>\$6,120</b>
Fund Balance (Deficit) at Beginning of Year	284,696	342,969	343,284	362,092	368,212
Fund Balance (Deficit) at End of Year	\$342,969	\$343,284	\$362,092	\$368,212	\$374,332
<b>CAPITAL PROJECTS FUND - BUILDING</b>					
Proceeds from Issuance of Debt, Less Discount	\$0	\$7,003,770	\$0	\$0	\$0
Building Lease Revenue	340,108	509,084	673,704	715,060	715,060
Repair and Replacement	17,935	0	0	0	0
Bond Accounts Interest/Dividend	8,625	2,906	440	0	0
<b>Total Revenue</b>	<b>\$366,668</b>	<b>\$7,515,760</b>	<b>\$674,144</b>	<b>\$715,060</b>	<b>\$715,060</b>
<b>EXPENDITURE:</b>					
Debt Service Payments	\$337,525	\$445,330	\$521,288	\$715,060	\$715,060
Excess Funds Transfer to IACS	11,040	4,664	1,172	0	0
Bond Interest	0	0	0	0	0
Debt Issuance Costs	0	0	0	0	0
Project Construction	0	5,563,636	1,054,937	0	0
<b>Total Expenditure</b>	<b>\$348,565</b>	<b>\$6,013,631</b>	<b>\$1,577,397</b>	<b>\$715,060</b>	<b>\$715,060</b>
<b>Expenditure + (-) Revenue</b>	<b>\$18,103</b>	<b>\$1,502,129</b>	<b>(\$903,253)</b>	<b>\$0</b>	<b>\$0</b>
Fund Balance (Deficit) at Beginning of Year	635,687	653,790	2,155,919	1,252,666	1,252,666
Fund Balance (Deficit) at End of Year	\$653,790	\$2,155,919	\$1,252,666	\$1,252,666	\$1,252,666



## Juniper Ridge Community School

Juniper Ridge Community School is a multi-cultural K-8 charter school using an arts and nature-based curriculum rooted in the Waldorf tradition.

A great body of research suggests the Waldorf approach of using art, nature, and a unique understanding of child development helps all children—regardless of aptitude or socio-economic status--reach remarkable academic and personal success. Waldorf-inspired graduates love to learn and continue to seek knowledge far beyond the last day of school, becoming highly valuable employees and community members.

Traditional Waldorf schools are tuition-based and often inaccessible to all but a small tier of students. JRCS believes this outstanding educational model should be available to all children, regardless of finances, which is at the heart of the creation of this outstanding school.

The revenue for the 2023-24 school year is based on 412 FTE.

Per pupil revenue  $\$10,033.51 \times 412 \text{ FTE} = \$4,133,806$

**Total Expenditure = \$4,925,513**  
**Per Pupil Expenditure = \$254.48**



Governmental Funds  
Juniper Ridge Community School

**Summary Statement Juniper Ridge Community School (11)**

	2019-20	2020-21	2021-22	2022-23	2023-24
	Actual	Actual	Actual	Anticipated	Presented Budget
<b>GENERAL OPERATING FUND REVENUE:</b>					
Garden Grants	\$1,500	\$0	\$0	\$0	\$0
Grants-School Van	0	20,000	0	0	0
Miscellaneous	14,839	8,962	5,274	0	0
Special Ed Revenue	25,380	41,291	83,800	137,499	137,499
At Risk Mitigation Funding	0	0	30,216	0	0
Fundraising/Contributions	48,284	10,986	25,207	3,000	3,000
Interest	2,411	1,114	948	1,200	1,200
Material Fees	33,165	28,498	28,166	83,432	82,400
Capital Construction Grant	113,697	107,251	103,252	116,748	153,783
Before and After Care	343	0	11,552	0	0
Refund MCVSD#51	0	97,920	0	0	0
MCVSD#51 Mill Levy Override 2017	133,277	140,830	137,194	133,609	132,094
MCVSD#51 Mill Levy Override 1996, 2004	120,376	170,582	172,017	195,853	193,632
Sunshine Fund	100	0	0	0	0
Parent Education Income	1,318	0	0	0	0
CRF Allocation	0	186,871	0	0	0
ESSER I Grant	0	58,016	0	0	0
ESSER II Grant	0	105,396	129,528	100,655	26,363
ESSER III Grant	0	0	585,889	67,199	0
READ Act	0	0	48,344	76,883	65,810
COP Reimbursements	336,315	0	0	0	0
<b>Total Revenue</b>	<b>\$831,005</b>	<b>\$977,718</b>	<b>\$1,361,387</b>	<b>\$916,078</b>	<b>\$795,781</b>
<b>EXPENDITURE:</b>					
Salaries	\$1,618,502	\$1,665,965	\$1,887,184	\$2,023,802	\$2,195,187
Benefits	417,900	450,359	586,861	624,556	665,387
Contingency/Reserve	0	0	0	279,610	243,676
Purchased Services	578,877	276,074	373,135	244,363	271,474
Special Ed Purchased Services	55,317	127,313	114,431	120,000	120,000
Gifts	0	62	30	0	0
CRF	0	188,810	0	0	0
ESSER I	0	58,406	0	0	0
ESSER II	0	108,845	87,884	100,655	26,363
ESSER III	0	34,468	629,173	67,199	0
READ Act	0	0	66,543	76,883	65,810
Insurance	0	0	0	55,925	55,925
Supplies/Equipment	39,017	188,098	81,527	103,574	102,442
Dues and Fees	6,691	3,491	7,698	9,000	9,000
Admin Supplies/Postage/Phone/Dues/Grant	13,802	12,084	11,043	11,700	11,700
Advertising/Marketing	15,020	16,498	19,766	15,000	15,000
Background Checks	344	401	629	382	382
Kinder Class Expenses	206	52	0	0	0
Banking and Square Fees	762	1,765	2,130	2,500	2,500
Interest and Service Charges	486	0	0	0	0
Bad Debts	3,205	1,010	0	0	0
Non-Revenue Festival	1,340	2,040	3,934	2,500	2,750
Ren Festival	2,215	1,274	1,140	0	0
Board Events	1,197	112	2,737	2,000	2,000
After School Study Hall	0	0	0	0	6,450
Class Fund Expenses	19,954	0	421	0	0
Fundraising Expenses	3,257	1,178	600	2,000	2,000
Pupil Activities	2,142	0	1,860	0	0
Professional Development/Supplies/Travel	70,312	24,585	51,995	77,534	55,787
Equipment/Furniture	6,313	6,335	15,454	10,000	10,000
Rentals	510,645	54,134	64,807	75,869	42,833
COP Payments - Building	0	500,775	501,983	502,733	544,128
Supplies/Equipment-Lease	0	0	0	600	600
Utilities	64,182	99,227	98,060	108,479	113,339
Custodial	34,549	0	0	0	26,640
Tech Charges - UPN WAN	4,785	0	15,578	0	19,140
Before and After Care	0	0	8,551	0	0
Other Expenses	850	587	3,038	0	0
Building Project	0	0	0	170,000	315,000
<b>Total Expenditure/Contingency</b>	<b>\$3,471,870</b>	<b>\$3,823,948</b>	<b>\$4,638,192</b>	<b>\$4,686,864</b>	<b>\$4,925,513</b>
<b>Expenditure/Contingency+(-) Revenue</b>	<b>(\$2,640,865)</b>	<b>(\$2,846,229)</b>	<b>(\$3,276,806)</b>	<b>(\$3,770,786)</b>	<b>(\$4,129,731)</b>
Transfer from General Fund					
= \$10,033.51 x 412 FTE	\$2,902,117	\$2,940,811	\$3,530,166	\$3,772,474	\$4,133,806
Fund Balance (Deficit) at Beginning of Year	1,022,133			1,196,990	1,198,678
Fund Balance, Restated at Beginning of Year		1,118,256	943,630		
<b>Fund Balance (Deficit) at End of Year</b>	<b>\$1,283,384</b>	<b>\$1,212,838</b>	<b>\$1,196,990</b>	<b>\$1,198,678</b>	<b>\$1,202,752</b>

## Mesa Valley Community School

In 2007, a group of families and community members in the Grand Valley began exploring the idea of blending homeschooling with public schooling, keeping the best of each and making a hybrid more robust than either alone.

After negotiating a contract with School District #51, Mesa Valley Vision—Home and Community Program opened its doors for the first time. The 2008-09 school year was the first of six great years of operation for MVV. Families liked the opportunities MVV provided, and the school did very well, getting excellent performance ratings.

In 2013, it became clear that the structure of MVV as a contract school would be impossible to maintain and the difficult decision was made to close the doors of MVV at the end of the 2013-14 school year.

However, many people were not willing to let this great idea die. Too many students had benefited from being able to pursue a personalized learning plan supported by District and private resources. A group of people worked hard to create a new school which would fill the gap that MVV was leaving behind. This school would also be built on the solid principles of personalized education in a variety of environments.

In early 2014, an application for Mesa Valley Community School to become a District #51 charter school was submitted for approval and the new school opened its doors for the 2014-15 school year.

The revenue for the 2023-24 school year is based on 235 FTE.

Per pupil revenue  $\$10,033.51 \times 235 \text{ FTE} = \$2,357,875$

**Total Expenditure = \$3,100,954**  
**Per Pupil Expenditure = \$160.21**



**MESA VALLEY**  
COMMUNITY SCHOOL

Governmental Funds  
Mesa Valley Community School


## Summary Statement Mesa Valley Community School (11)

	2019-20 Actual	2020-21 Actual	2021-22 Actual	2022-23 Anticipated	2023-24 Presented Budget
<b>GENERAL OPERATING FUND</b>					
<b>REVENUE:</b>					
Capital Construction Fund	\$107,636	\$109,272	\$108,395	\$137,073	\$ 92,800
Colorado Read Act	8,293	4,356	23,655	12,987	0
CO On-behalf Payment/PERA	0	0	37,329	0	0
Donations-Unrestricted	212	115	0	0	0
Room Rental Fees	250	0	0	0	0
Erate Projection	6,079	0	0	0	0
Interest Income	13,364	723	1,268	15,000	0
Insurance Proceeds	665	0	0	0	0
MCVSD#51 Mill Levy Override 2017	116,692	118,131	109,628	82,165	75,345
MCVSD#51 Mill Levy Override 1996, 2004	153,636	161,348	157,558	120,443	110,445
Misc. Income	12,519	471	203	0	0
Categorical Funding Per Pupil (SPED)	58,678	67,801	78,829	0	49,500
ESSER	0	63,995	407,271	732,256	464,989
CARES Act	0	206,131	0	0	0
ECEA	32,413	0	0	33,929	0
Student Fees	0	86,020	152,471	155,000	0
<b>Total Revenue</b>	<b>\$510,434</b>	<b>\$818,364</b>	<b>\$1,076,607</b>	<b>\$1,288,853</b>	<b>\$793,079</b>
<b>EXPENDITURE:</b>					
Salaries/Benefits (100,200)	\$2,025,722	\$2,142,251	\$2,307,710	\$1,986,839	\$1,868,366
Purchased Services (300,400,500)	298,630	178,636	183,386	153,130	157,675
Professional Development (0580)	1,984	207	3,147	1,700	4,500
Direct Services D51 (0590)	27,419	29,785	34,281	20,762	18,765
Student Services Personnel (0594)	32,629	91,959	101,846	70,458	74,598
D51 3% Administrative (0595)	82,512	96,447	72,598	70,537	70,736
Supplies (0600)	123,445	101,815	152,583	120,637	189,275
Events (0690)	9,951	10,832	11,613	8,750	11,250
Property - including lease (0700)	225,607	246,452	612,274	207,196	223,300
Furniture/Fixtures/Equipment (0730)	30,172	7,607	15,315	12,500	12,500
Dues/Fees (0800)	0	2,261	5,654	4,000	5,000
ESSER	0	8,316	407,271	732,256	464,989
CARES Act	11,355	153,280	0	0	0
Instructional Supplies (220 X 2,000)	550,796	675,614	718,335	358,200	0
Future Development	40,741	0	0	0	0
Equalization Adjustment	0	0	0	0	0
<b>Total Expenditure/Contingency</b>	<b>\$3,460,958</b>	<b>\$3,745,463</b>	<b>\$4,626,014</b>	<b>\$3,746,964</b>	<b>\$3,100,954</b>
<b>Expenditure/Contingency+(-) Revenue</b>	<b>(\$2,961,386)</b>	<b>(\$2,927,099)</b>	<b>(\$3,549,406)</b>	<b>(\$2,458,111)</b>	<b>(\$2,307,875)</b>
Transfer from General Fund =\$10,033.51 x 235 FTE	3,120,165	3,063,413	3,171,233	2,319,950	2,357,875
Fund Balance (Deficit) at Beginning of Year	\$813,578	\$972,357	\$1,071,601	\$693,428	\$555,267
Fund Balance (Deficit) at End of Year	<b>\$972,357</b>	<b>\$1,071,601</b>	<b>\$693,428</b>	<b>\$555,267</b>	<b>\$605,267</b>

## Nutrition Services

The Nutrition Services Special Revenue Fund accounts for the revenue and expenditures associated with the District's school breakfast and lunch programs. Funding is provided by food sales, the United States Department of Agriculture's National School Breakfast, Lunch, and Summer Food Programs, and new for 2023-2024 funding from Colorado's Healthy School Meals for All program.

**Total Expenditure = \$11,175,715**  
**Per Pupil Expenditure = \$577.40**





Special Revenue Funds  
Nutrition Services

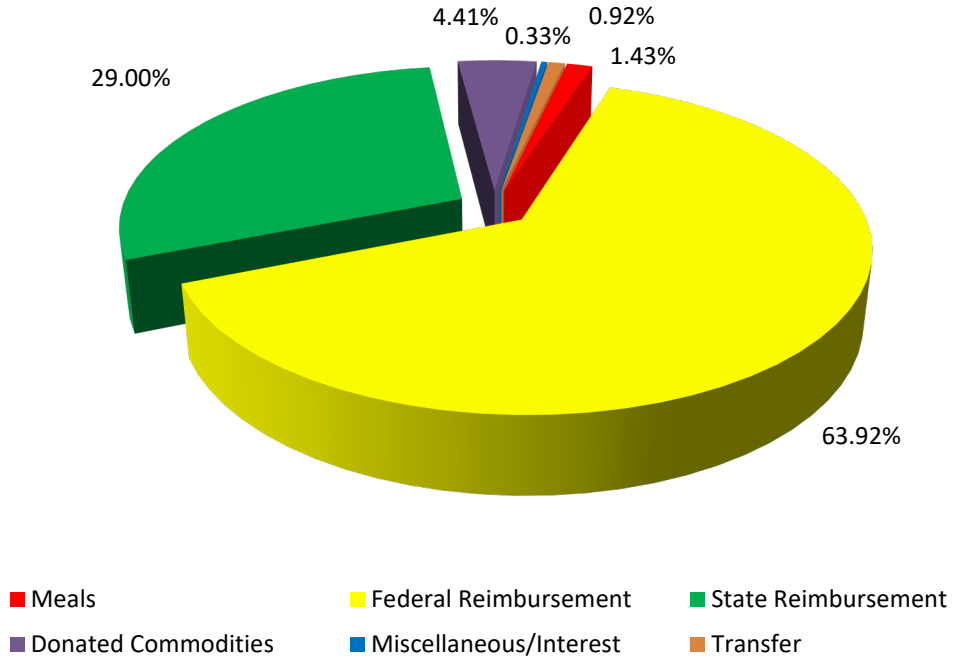
**Summary Statement Nutrition Services (21)**

	2019-20 Actual	2020-21 Actual	2021-22 Actual	2022-23 Anticipated	2023-24 Presented Budget
<b>REVENUE:</b>					
Student Meals	\$1,075,320	\$51,031	\$27,275	\$1,621,113	\$15,000
Ala Carte Lunch Sales	127,303	87,371	119,962	153,667	71,800
Adult Meals	41,436	32,580	55,895	72,906	75,000
Federal Reimbursement	4,156,866	7,859,873	9,622,775	5,421,142	7,226,755
State Reimbursement	128,657	60,074	59,810	167,130	3,278,545
Interest on Investment	176	1	3,343	40,000	35,000
Miscellaneous	7,774	72	13,517	2,250	2,500
Donated Commodities	512,527	493,365	888,037	1,158,049	498,193
<b>Total Revenue</b>	<b>\$6,050,059</b>	<b>\$8,584,367</b>	<b>\$10,790,614</b>	<b>\$8,636,257</b>	<b>\$11,202,793</b>
<b>EXPENDITURE:</b>					
Salaries and Benefits	\$3,524,657	\$3,458,427	\$4,181,167	\$4,704,729	\$5,468,526
Food	1,988,833	2,207,599	3,154,503	3,253,253	3,499,332
Non-Food	629,730	704,972	1,565,078	1,658,493	1,709,664
Donated Commodities	512,527	453,254	548,050	608,331	498,193
<b>Total Expenditure</b>	<b>\$6,655,747</b>	<b>\$6,824,252</b>	<b>\$9,448,798</b>	<b>\$10,224,806</b>	<b>\$11,175,715</b>
Transfer from 2017 Mill Levy Override - Student Contact Days	79,982	77,792	87,502	103,643	103,643
<b>Excess (Deficiency) of Revenue &amp; Transfer</b>	<b>(\$525,706)</b>	<b>\$1,837,907</b>	<b>\$1,429,318</b>	<b>(\$1,484,906)</b>	<b>\$130,721</b>
GAAP Basis Fund Balance (Deficit) at Beginning of Year	804,306	278,600	2,116,507	3,545,825	2,060,919
GAAP Basis Fund Balance (Deficit) at End of Year	\$278,600	\$2,116,507	\$3,545,825	\$2,060,919	\$2,191,640
Reserves/Designations:					
Non-Spendable: Inventories	(476,632)	(553,616)	(750,186)	(700,000)	(700,000)
Restricted Fund Balance	(\$198,032)	\$1,562,891	\$2,795,639	\$1,360,919	\$1,491,640

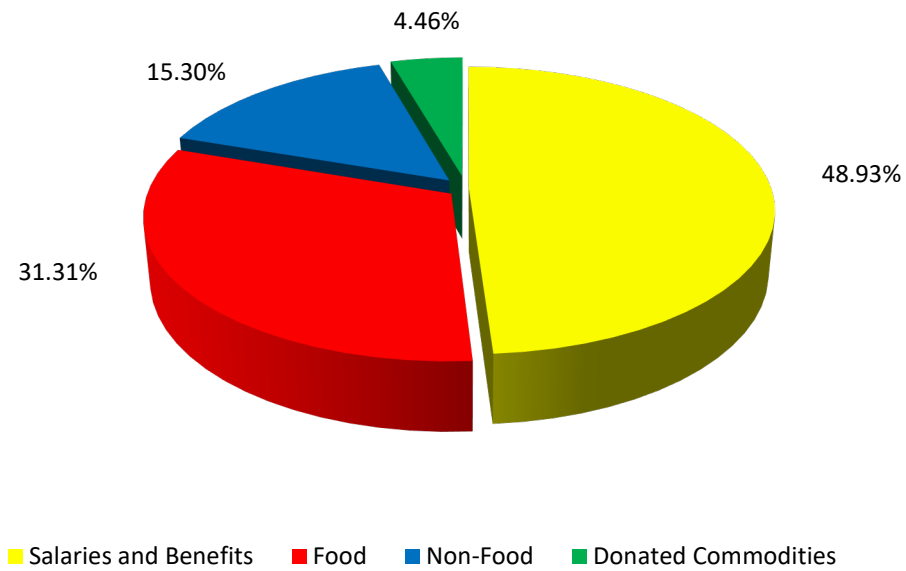
Special Revenue Funds  
Nutrition Services

---

**2023-2024 Nutrition Services Revenue Summary**



**2023-2024 Nutrition Services Expenditure Summary**



## Governmental Designated Purpose Grants

The Governmental Designated Purpose Grants Fund accounts for revenues from federal, state, and local grants where expenditures are restricted to the specified purpose in the grant agreement. The district limited the number of state grants it accepted prior to 1999 because of limitations in revenue growth proscribed in an amendment to the state constitution. Voters approved the revenue limitations be lifted in a November 1999 election.

**Total Expenditure = \$52,404,910**  
**Per Pupil Expenditure = \$2,707.53**



Special Revenue Funds  
Governmental Designated Purpose Grants

**Summary Statement Governmental Designated  
Purpose Grants (22)**

	2019-20 Actual	2020-21 Actual	2021-22 Actual	2022-23 Anticipated	2023-24 Presented Budget
<b>REVENUE:</b>					
Federal	\$14,575,100	\$44,685,422	\$33,319,237	\$31,503,352	<b>\$43,362,220</b>
State & Local	11,427,209	4,505,564	4,342,946	11,214,834	<b>9,042,691</b>
<b>Total Revenue</b>	<b>\$26,002,309</b>	<b>\$49,190,986</b>	<b>\$37,662,183</b>	<b>\$42,718,186</b>	<b>\$52,404,910</b>
<b>EXPENDITURE:</b>					
21st Century Community Learning Centers	\$123,861	\$171,703	\$132,358	\$175,077	<b>\$0</b>
Action for Healthy Kids	0	0	0	0	<b>100</b>
Advanced Placement Exam Fee Grant Program	18,420	7,087	17,528	0	<b>0</b>
Aid for Homeless Families	4,430	6,368	225	3,078	<b>2,205</b>
Air Quality Improvement Grant	0	0	30,527	0	<b>0</b>
Ametec REACH Homeless Grant	1,007	1,934	1,567	0	<b>23,703</b>
Angel Lunch Fund	6,959	5,520	1,820	1,820	<b>0</b>
Art Heritage Program	0	938	729	4,491	<b>6,625</b>
Attendacy Incentives	0	0	0	0	<b>1,330</b>
Bacon Family Foundation	0	0	0	1,453	<b>1,921</b>
BEST Grant	6,938,858	948,006	183,171	4,000,000	<b>3,096,886</b>
BrainSteps	0	0	500	500	<b>500</b>
Buell Foundation Grant	0	0	51,768	89,293	<b>120,000</b>
Business Education 51 Foundation	0	0	0	0	<b>1,000</b>
Career Success Pilot Program	12,949	29,229	160,721	164,524	<b>387,926</b>
Career Wise Basic Program	87,026	3,581	38,372	54,950	<b>50,000</b>
Caring for Colorado Foundation	47,274	50,811	82,876	97,997	<b>110,142</b>
CDPHE Suicide Prevention	30,700	0	1,442	0	<b>0</b>
Charter School Capital Construction	319,283	363,075	357,275	449,380	<b>450,000</b>
Child and Adult Care Food Program	668	1,046	1,886	1,762	<b>5,822</b>
Child Care Assistance Block Grant	0	0	616	718,474	<b>0</b>
Child Care Building Capacity	0	0	0	0	<b>203,000</b>
Child Care Development Fund	22,810	24,222	30,059	65,687	<b>70,000</b>
Child Care Relief Fund R5	0	0	0	0	<b>3,000</b>
Child Care Relief Fund Preschool	0	78,713	0	0	<b>0</b>
Clifton Special Education Team	0	0	0	912	<b>9,088</b>
Colorado Computer Science Grant	28,387	30,414	36,795	61,625	<b>0</b>
Colorado Health Foundation - Racing to Wellness	94,530	55,128	0	0	<b>0</b>
Colorado Health Foundation - Tope Playground	80,817	0	0	0	<b>0</b>
Colorado Health Foundation - CHS Clinic	286,754	0	0	0	<b>13,246</b>
Colorado Health Foundation - Chipeta	0	0	0	5,000	<b>20,000</b>
Colorado Health Foundation - New Emerson Playground	0	0	175,571	45,724	<b>0</b>
Colorado Health Foundation- DIA Playground	0	0	0	254,585	<b>6,215</b>
Colorado Education Initiative	15,936	4,348	18,264	35,986	<b>12,607</b>
Colorado Garden Club	0	9,332	0	0	<b>5,668</b>
Colorado Library Program	8,460	7,066	8,273	8,114	<b>0</b>
Colorado READ Act	2,234	64,192	0	370,368	<b>500,000</b>
Colorado READ Act SB19-199	443,378	1,112,396	906,117	855,262	<b>800,000</b>
Colorado School Turnaround Leadership	180,000	25,976	84,335	175,036	<b>0</b>

Special Revenue Funds  
Governmental Designated Purpose Grants

**Summary Statement Governmental Designated  
Purpose Grants (22)**

	2019-20 Actual	2020-21 Actual	2021-22 Actual	2022-23 Anticipated	<b>2023-24 Presented Budget</b>
Colorado School Turnaround Leadership Round 2	0	25,459	136,832	172,321	<b>60,000</b>
Colorado School Turnaround Leadership Round 3	0	0	35,220	75,000	<b>75,000</b>
Colorado Shines	1,500	0	0	0	<b>0</b>
Colorado State Parks & Wildlife	46,703	1,502	148,740	112,264	<b>100,000</b>
Concurrent Enrollment Program	6,667	41,988	58,622	59,723	<b>50,000</b>
Coronavirus Relief Fund	10,857	10,971,333	0	0	<b>0</b>
Coronavirus Relief Fund At Risk	0	956,194	0	0	<b>0</b>
COVID Testing Fees (ELC)	0	0	17,398	17,398	<b>0</b>
Developmental Evaluation Clinic	4,500	0	0	0	<b>27,433</b>
District Seminar	0	0	0	0	<b>2,000</b>
Education for Homeless Children/Youth	40,000	34,151	54,186	62,079	<b>65,000</b>
Education for Homeless Children/Youth ARP	0	0	40,950	117,937	<b>39,312</b>
ELPA PD & Student Support	214,215	129,682	43,690	0	<b>0</b>
Emergency Hunger Assistance	4,000	500	0	0	<b>0</b>
CRRSA Act Elementary and Secondary Emergency Relief (ESSER) II	0	14,671,017	5,425,400	110,000	<b>56,310</b>
CRRSA Act Elementary and Secondary Emergency Relief (ESSER) II Supplemental Special Education Funds	0	0	210,635	16,740	<b>3,200</b>
ARP Act Elementary and Secondary Emergency Relief (ESSER) III	0	295,803	5,582,443	10,770,070	<b>16,937,152</b>
ARP Act Elementary and Secondary Emergency Relief (ESSER) III (Set Aside Funds)	0	1,799,100	5,692,118	2,741,828	<b>1,720,896</b>
ARP Act Elementary and Secondary Emergency Relief (ESSER) III Supplemental Special Education Funds	0	0	0	151,306	<b>10,000</b>
ARP Act Elementary and Secondary Emergency Relief (ESSER) III Supplemental Special Education Funds (Set Aside Funds)	0	0	0	37,827	<b>0</b>
ARP Act Elementary and Secondary Emergency Relief (ESSER) III Supplemental Learning Cohort	0	0	0	150,000	<b>0</b>
ARP Act Elementary and Secondary Emergency Relief (ESSER) III Supplemental EASI	0	0	0	290,000	<b>0</b>
ARP Act Elementary and Secondary Emergency Relief (ESSER) III Supplemental EASI EIS	0	0	0	34,000	<b>0</b>
ARP Act Elementary and Secondary Emergency Relief (ESSER) III Supplemental Mentor Program Education Stabilization Fund - ESSER I Rapid Request	0	0	0	280,734	<b>240,000</b>
ARP Act Elementary and Secondary Emergency Relief (ESSER) III Supplemental 21st Century Funds	0	0	48,325	0	<b>44,000</b>

Special Revenue Funds  
Governmental Designated Purpose Grants

**Summary Statement Governmental Designated  
Purpose Grants (22)**

	2019-20 Actual	2020-21 Actual	2021-22 Actual	2022-23 Anticipated	2023-24 Presented Budget
Expelled and At-Risk Student Services Grant	217,372	151,796	22,816	332,229	<b>300,000</b>
Fuel Up To Play	27,056	10,206	0	0	<b>32</b>
GEER II RISE Grant	0	0	0	75,000	<b>75,000</b>
geer ii Bright Spot Grant	0	0	0	100,000	<b>100,000</b>
Gifted & Talented	178,137	161,793	310,462	214,006	<b>225,000</b>
Gifted & Talented Regional Grant	46,213	39,762	82,410	88,764	<b>65,000</b>
Gifted & Talented Universal Screening Grant	35,700	36,368	38,277	40,345	<b>40,000</b>
Grand Junction Commission on Arts & Culture	0	0	0	2,057	<b>1,293</b>
Great Outdoors Colorado	125,176	20,359	9,465	227,340	<b>23,022</b>
HB 19-1055 Kindergarten FFE	117,216	64,943	0	0	<b>361,187</b>
Head Start	32,114	42,320	37,167	35,000	<b>80,000</b>
Help Colorado Now Emergency Meals	24,782	218	0	0	<b>0</b>
Library Services & Technology Act ARPA	0	0	12,923	12,923	<b>0</b>
Local Induction Fund	0	0	0	2,327	<b>4,500</b>
Local STEM Fund	0	0	500	500	<b>5,600</b>
Medicaid	3,278,845	3,799,414	3,465,558	3,920,162	<b>8,349,017</b>
Mesa County ESF Grant Program	28,025	65,000	1,868	825	<b>0</b>
MCHD Sources of Strength	0	454	0	0	<b>4,991</b>
Mesa County Suicide Prevention	0	0	0	0	<b>1,000</b>
MCPL Foundation	0	1,120	0	0	<b>3,880</b>
Migrant Education	535,196	533,964	599,102	771,345	<b>1,163,959</b>
Migrant Scholarship & Local Funds	534	500	621	567	<b>3,036</b>
Multi-Tiered System of Supports	18,333	34,839	9,723	0	<b>0</b>
New Emerson Playground Fund	0	0	0	12,276	<b>0</b>
Nisley Playground Fund	21,708	0	0	0	<b>0</b>
Nutrition P-EBT Mini Grant	0	0	5,814	5,950	<b>0</b>
Nutrition Private Donations	0	0	0	0	<b>2,394</b>
Office of Economic Development	0	0	0	13,600	<b>0</b>
OWL Scholarship Fund	0	0	0	0	<b>3,444</b>
Pat & Tillie Bishop Fund	0	0	0	100,000	<b>100,000</b>
Reschool Program	0	0	4,940	0	<b>0</b>
School Climate Transformation	58,554	77,937	181,025	89,710	<b>13,233</b>
School Health Professional Program	529,291	30,649	618	0	<b>0</b>
School Health Professional-MGMS	79,581	57,250	70,570	65,000	<b>0</b>
School Security Disbursement Grant	178,099	25,667	0	0	<b>0</b>
School to Work Alliance	464,693	553,760	643,770	683,170	<b>724,824</b>
SCL Health	0	0	17,399	36,838	<b>24,000</b>
Share Our Strength No Kid Hungry	0	10,000	0	0	<b>0</b>
Special Ed - Preschool Grants	146,393	139,396	135,218	217,855	<b>303,700</b>
Special Ed - Preschool Grants/American Rescue Plan Act of 2021 (ARP)	0	0	2,609	65,109	<b>15,000</b>
Special Education	4,675,037	4,139,835	3,981,370	3,995,564	<b>6,434,998</b>
Special Education/American Rescue Plan Act of 2021 (ARP)	0	0	382,451	588,369	<b>18,000</b>
Special Education Part C	9,559	0	0	0	<b>0</b>
Special Purpose Grant Funds	0	0	0	0	<b>400,000</b>
State Alcohol Prevention Program	0	0	0	0	<b>1,000</b>
State School Leadership Pilot Program	0	2,997	0	0	<b>0</b>



Special Revenue Funds  
Governmental Designated Purpose Grants

---

**Summary Statement Governmental Designated  
Purpose Grants (22)**

	2019-20 Actual	2020-21 Actual	2021-22 Actual	2022-23 Anticipated	2023-24 Presented Budget
Student Re-Engagement Program	258,615	218,628	272,583	164,957	0
Title I	4,398,481	5,766,454	5,547,222	5,917,671	5,833,403
Title I Distinguished Schools	0	745	207	0	0
Title II, Part A, Improving Teacher Quality	659,664	586,825	944,172	770,400	942,097
Title III, Part A: ELL	42,789	41,005	83,289	80,000	76,861
Title IV-A: Student Support and Academic Enrichment Grant	281,734	275,258	380,830	335,994	496,259
Title 1A ESSA AEC Grant	315	0	0	0	0
Title IA EASI Grant	54,224	73,061	95,665	80,000	0
Title IA EASi Grant Round 2	0	23,000	0	0	0
Title IA EASI Grant Cohort 6	0	0	0	222,000	500,000
Tony Gramscas Youth Services Program	108,688	0	0	0	0
Tope Playground Fund	4,000	0	0	0	0
Trust for Public Lands	0	0	20,000	20,000	0
Vocational Ed/Tech Prep/Innovation	185,666	226,804	186,889	283,120	220,000
Wells Fargo	0	0	0	0	2,942
Western Colorado Community Foundation	88,853	28,515	179,493	196,124	85,226
Western Colorado Contractors Association	0	0	798	0	0
Western Colorado Suicide Prevention	0	942	9,268	633	3,848
Wilson Family Foundation	8,480	21,391	9,772	12,131	16,876
Workforce Innovation Grant CSLFRF	0	0	97,969	98,000	49,000
<b>Total Expenditure</b>	<b>\$26,002,309</b>	<b>\$49,190,986</b>	<b>\$37,662,183</b>	<b>\$42,718,186</b>	<b>\$52,404,910</b>

## Physical Activities

This fund accounts for most of the revenue and expenditures associated with athletic programs in the four high schools. Actual costs for student athletics and activities are split between two different funds. The General Fund covers salaries and benefits for coaches, activity sponsors, and athletic directors, as well as such indirect costs as maintaining athletic fields, utilities for athletic facilities, and supplies. Revenue from gate receipts and student participation fees are reported in the Physical Activities Fund. District 51 believes that student participation in athletic and activity programs is essential for a well-rounded education. In order to allow as many students as possible to participate, fees need to be kept within reasonable limits. Therefore, District 51 chooses to fund a part of the costs associated with these activities.

**Total Expenditure = \$1,001,000**  
**Per Pupil Expenditure = \$51.72**



Special Revenue Funds  
Physical Activities Fund

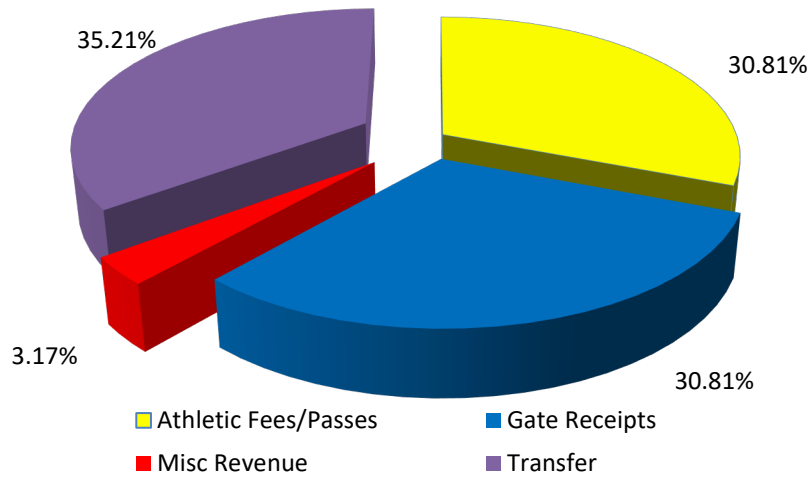
## Summary Statement Physical Activities (23)

	2019-20 Actual	2020-21 Actual	2021-22 Actual	2022-23 Anticipated	2023-24 Presented Budget
<b>REVENUE:</b>					
Athletic Fees/Passes	\$213,421	\$299,540	\$344,833	\$340,000	\$350,000
Gate Receipts	192,993	127,403	311,084	260,000	350,000
Misc Revenue	3,403	36,947	15,796	36,000	36,000
<b>Total Revenue</b>	<b>\$409,817</b>	<b>\$463,890</b>	<b>\$671,713</b>	<b>\$636,000</b>	<b>\$736,000</b>
<b>EXPENDITURE:</b>					
Playoffs	\$84,832	\$192,153	\$228,727	\$207,000	\$320,000
Basketball, Girls	62,091	33,001	49,671	68,427	55,000
Cheerleader/Poms	10,244	9,939	8,494	17,773	15,000
Golf, Girls	220	2,687	4,516	8,000	8,000
Soccer, Girls	0	7,611	29,836	24,000	26,000
Softball, Girls	38,042	14,024	35,647	42,358	40,000
Swimming, Girls	6,426	2,420	3,806	12,000	12,000
Tennis, Girls	835	1,429	10,620	6,500	8,000
Lacrosse, Girls	160	6,777	23,127	27,000	27,000
Volleyball	55,163	35,006	59,007	67,853	48,000
Wrestling, Girls	0	6,022	9,392	18,873	12,000
Baseball	602	25,960	42,026	40,000	40,000
Basketball, Boys	63,804	34,717	66,145	57,791	55,000
Football	129,856	42,981	137,960	170,807	130,500
Golf, Boys	11,085	5,268	9,562	12,418	8,000
Soccer, Boys	24,522	10,389	25,347	26,555	26,000
Swimming, Boys	0	874	3,256	10,000	10,000
Tennis, Boys	6,883	1,256	7,771	7,862	8,000
Lacrosse, Boys	2,169	10,295	27,417	27,000	27,000
Wrestling, Boys	50,501	28,818	61,368	60,802	55,000
Cross Country	15,981	2,237	12,821	13,706	14,000
Track	0	22,610	50,824	32,000	40,000
Contingency	0	0	0	5,000	5,000
Athletic Director Travel	1,115	1,294	1,370	3,000	3,000
Catastrophic Insurance	0	0	0	7,500	7,500
Scholarships	174	191	191	1,000	1,000
<b>Total Expenditure</b>	<b>\$564,705</b>	<b>\$497,959</b>	<b>\$908,901</b>	<b>\$975,225</b>	<b>\$1,001,000</b>
<b>Excess (Deficiency) of Revenue</b>	<b>(\$154,888)</b>	<b>(\$34,069)</b>	<b>(\$237,188)</b>	<b>(\$339,225)</b>	<b>(\$265,000)</b>
Transfer from General Fund	150,000	200,000	150,000	400,000	400,000
<b>Excess (Deficiency) of Revenue &amp; Transfer</b>	<b>(\$4,888)</b>	<b>\$165,931</b>	<b>(\$87,188)</b>	<b>\$60,775</b>	<b>\$135,000</b>
GAAP Basis Fund Balance (Deficit) at Beginning of Year	25,252	20,364	186,295	99,107	159,882
<b>GAAP Basis Fund Balance (Deficit) at End of Year</b>	<b>\$20,364</b>	<b>\$186,295</b>	<b>\$99,107</b>	<b>\$159,882</b>	<b>\$294,882</b>

Special Revenue Funds  
Physical Activities Fund

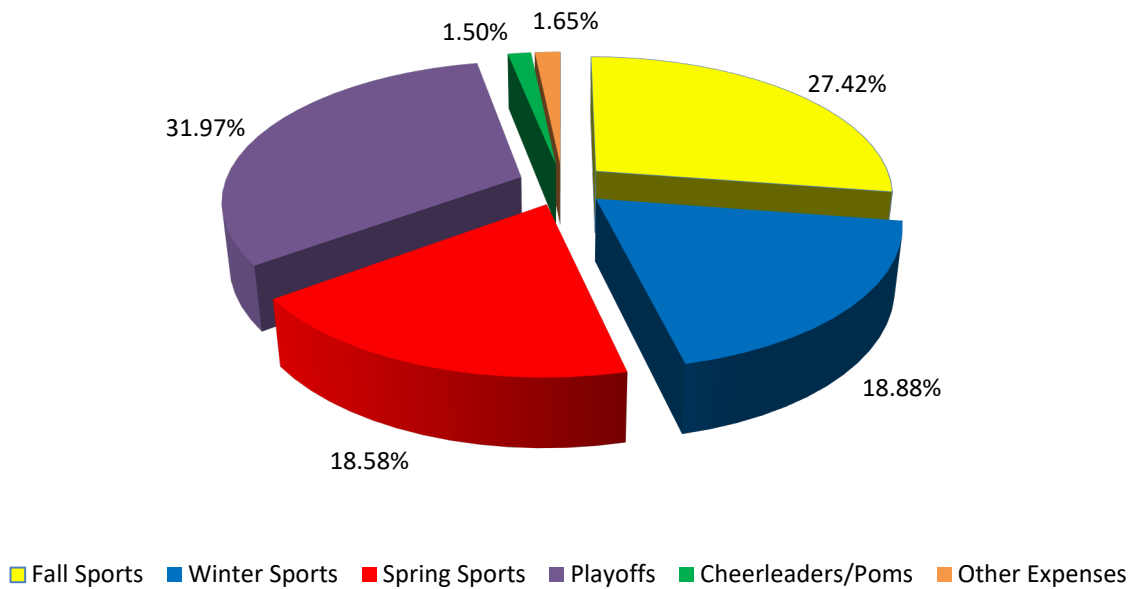
---

**2023-2024 Physical Activities  
Revenue Summary**



---

**2023-2024 Physical Activities  
Expenditure Summary**



## Career Center Grant

This fund was used to account for the use of a donation specified to purchase sites and construct buildings/houses by students in the Career Center program.

The activity has been reclassified to the Capital Projects Fund, effective July 1, 2020.

**Total Expenditure = \$0**  
**Per Pupil Expenditure = \$0**



Special Revenue Funds  
Career Center Grant

**Summary Statement Career Center Grant (26)**

	2019-20 Actual	2020-21 Actual	2021-22 Actual	2022-23 Anticipated	<b>2023-24 Presented Budget</b>
<b>REVENUE:</b>					
Local/Charitable Donation	\$0	\$0	\$0	\$0	<b>\$0</b>
Sale Proceeds	58,890	0	0	0	<b>0</b>
Interest	221	0	0	0	<b>0</b>
<b>Total Revenue</b>	<b>\$59,111</b>	<b>\$0</b>	<b>\$0</b>	<b>\$0</b>	<b>\$0</b>
<b>EXPENDITURES:</b>					
Construction Costs	\$58,890	\$0	\$0	\$0	<b>\$0</b>
Land Purchase	0	0	0	0	<b>0</b>
<b>Total Expenditure</b>	<b>\$58,890</b>	<b>\$0</b>	<b>\$0</b>	<b>\$0</b>	<b>\$0</b>
<b>Excess (Deficiency) of Revenue</b>	<b>\$221</b>	<b>\$0</b>	<b>\$0</b>	<b>\$0</b>	<b>\$0</b>
<b>BUDGETARY FUND BALANCE:</b>					
Beginning of Year	143,060	0	0	0	<b>0</b>
End of Year	<b>\$143,281</b>	<b>\$0</b>	<b>\$0</b>	<b>\$0</b>	<b>\$0</b>

Effective July 1, 2020 the District reclassified the Career Center fund from Special Revenue fund to Capital Projects fund.



Special Revenue Funds  
Beverage Fund

---

## Beverage

The Beverage Fund is a Special Revenue Fund for District 51 that is set up to administer the “Sponsorship Agreement” to be an official sponsor of the District and exclusive supplier of certain types of beverage products sold, dispensed or otherwise made available at District facilities.

An agreement with Coke (Swire Pacific Holding Inc., a Delaware Corporation, Swire Coca-Cola, USA) was awarded December 2008.

Funds received from Coca-Cola will be distributed to schools’ SBA funds per the contract, and the remainder to be spent as designated on projects and staff development opportunities.

**Total Expenditure = \$91,650**  
**Per Pupil Expenditure = \$4.74**



Special Revenue Funds  
Beverage Fund

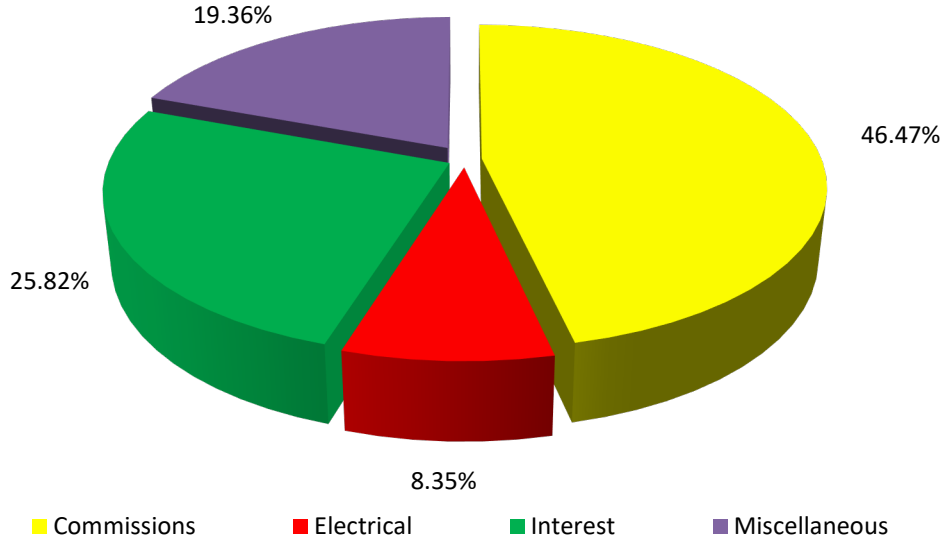
**Summary Statement Beverage (27)**

	2019-20 Actual	2020-21 Actual	2021-22 Actual	2022-23 Anticipated	<b>2023-24 Presented Budget</b>
<b>REVENUE:</b>					
Commissions	\$32,522	\$23,220	\$54,670	\$55,000	<b>\$36,000</b>
Electrical	6,720	6,300	6,300	6,468	<b>6,468</b>
Interest	4,370	481	800	20,000	<b>20,000</b>
Miscellaneous	15,000	15,000	0	15,000	<b>15,000</b>
<b>Total Revenue</b>	<b>\$58,612</b>	<b>\$45,001</b>	<b>\$61,770</b>	<b>\$96,468</b>	<b>\$77,468</b>
<b>EXPENDITURE:</b>					
SBA Accounts	\$30,649	\$29,100	\$23,325	\$37,158	<b>\$46,450</b>
Staff Development	256	1,000	2,244	12,000	<b>21,000</b>
<b>Instructional Programs:</b>					
Projects	14,569	10,484	4,937	22,232	<b>20,200</b>
Board Approved Programs	0	0	255	3,000	<b>4,000</b>
<b>Total Expenditure</b>	<b>\$45,474</b>	<b>\$40,584</b>	<b>\$30,761</b>	<b>\$74,390</b>	<b>\$91,650</b>
<b>Excess (Deficiency) of Revenue</b>	<b>\$13,138</b>	<b>\$4,417</b>	<b>\$31,009</b>	<b>\$22,078</b>	<b>(\$14,182)</b>
GAAP Basis Fund Balance (Deficit) at Beginning of Year	261,518	274,656	279,073	310,082	<b>332,160</b>
GAAP Basis Fund Balance (Deficit) at End of Year	<b>\$274,656</b>	<b>\$279,073</b>	<b>\$310,082</b>	<b>\$332,160</b>	<b>\$317,978</b>

Special Revenue Funds  
Beverage Fund

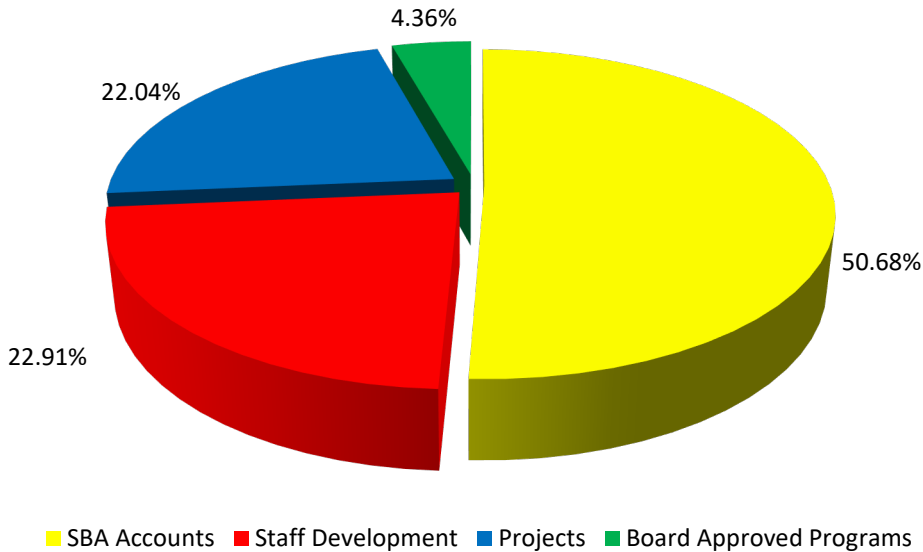
---

**2023-2024 Beverage Revenue Summary**



---

**2023-2024 Beverage Expenditure Summary**



## Other Local Projects/Grants

This fund was used to account for locally funded grants/tuition that are designated for a specific purpose.

These activities have been reclassified to the Governmental Designated Purpose Grant fund and Student Body Activities fund, effective July 1, 2020.

**Total Expenditure = \$0**  
**Per Pupil Expenditure = \$0**



Special Revenue Funds  
Other Local Projects/Grants

**Summary Statement Other Local Projects/Grants (28)**

	2019-20 Actual	2020-21 Actual	2021-22 Actual	2022-23 Anticipated	<b>2023-24 Presented Budget</b>
<b>REVENUE:</b>					
Tuition	\$1,525	\$0	\$0	\$0	<b>\$0</b>
Local Grants	7,311	0	0	0	<b>0</b>
<b>Total Revenue:</b>	<b>\$8,836</b>	<b>\$0</b>	<b>\$0</b>	<b>\$0</b>	<b>\$0</b>
<b>EXPENDITURE:</b>					
Art Heritage Donations	\$7,505	\$0	\$0	\$0	<b>\$0</b>
District Sponsored Seminars	0	0	0	0	<b>0</b>
PULSE Program	0	0	0	0	<b>0</b>
R-5 On-line Classes	10,448	0	0	0	<b>0</b>
Wells Fargo/ILP Grant	0	0	0	0	<b>0</b>
<b>Total Expenditure</b>	<b>\$17,953</b>	<b>\$0</b>	<b>\$0</b>	<b>\$0</b>	<b>\$0</b>
<b>Excess (Deficiency) of Revenue</b>	<b>(\$9,117)</b>	<b>\$0</b>	<b>\$0</b>	<b>\$0</b>	<b>\$0</b>
<b>BUDGETARY FUND BALANCE:</b>					
Beginning of Year	16,695	0	0	0	<b>0</b>
End of Year	<b>\$7,578</b>	<b>\$0</b>	<b>\$0</b>	<b>\$0</b>	<b>\$0</b>

Effective July 1, 2020 the District reclassified the Other Local Projects/Grants fund from Special Revenue fund to Governmental Designated Purpose Grant fund and Student Body Activities fund.

## Student Body Activities

The Student Body Activities Fund accounts for a variety of school-based activities. Revenues include Board approved fees, donations, fundraisers, and other miscellaneous revenues collected at the schools. Primary expenditures of the fund include classroom supplies and materials, field trip costs, and costs associated with clubs and other extracurricular activities.

**Total Expenditure = \$6,000,000**  
**Per Pupil Expenditure = \$309.99**



Special Revenue Funds  
Student Body Activities

**Summary Statement Student Body Activities (29)**

	2019-20 Actual	2020-21 Actual	2021-22 Actual	2022-23 Anticipated	<b>2023-24 Presented Budget</b>
<b>REVENUE:</b>					
Local Revenues - Student Activities	\$0	\$3,743,450	\$4,884,793	\$4,944,179	<b>\$6,000,000</b>
<b>Total Revenue</b>	<b>\$0</b>	<b>\$3,743,450</b>	<b>\$4,884,793</b>	<b>\$4,944,179</b>	<b>\$6,000,000</b>
<b>EXPENDITURE:</b>					
Student Activities	\$0	\$3,717,855	\$4,698,059	\$4,751,849	<b>\$6,000,000</b>
<b>Total Expenditure</b>	<b>\$0</b>	<b>\$3,717,855</b>	<b>\$4,698,059</b>	<b>\$4,751,849</b>	<b>\$6,000,000</b>
<b>Excess (Deficiency) of Revenue</b>	<b>\$0</b>	<b>\$25,595</b>	<b>\$186,734</b>	<b>\$192,330</b>	<b>\$0</b>
GAAP Basis Fund Balance (Deficit) at Beginning of Year	0	2,858,210	2,883,805	3,070,539	<b>3,262,869</b>
GAAP Basis Fund Balance (Deficit) at End of Year	<b>\$0</b>	<b>\$2,883,805</b>	<b>\$3,070,539</b>	<b>\$3,262,869</b>	<b>\$3,262,869</b>

Beginning in fiscal year 2020-21, Governmental Accounting Standards Board (GASB) Statement No. 84 requires that Student Body Activity funds which were previously reported as Trust and Agency Funds, now be reported as Special Revenue Funds.



## Bond Redemption

The Bond Redemption Fund is required by state law to provide revenue for repayment of bonded indebtedness which has been approved by the voters. Property taxes are levied each year in an amount sufficient to cover only the required principal and interest payments. These are long term obligations of the school district and by law, monies in this fund cannot be used for any purpose other than to retire voter approved debt.

Colorado Revised Statutes, Section 22-42-104, provides a maximum bonded indebtedness of "twenty percent of the latest valuation for assessment of the taxable property in such district, as certified by the assessor to the board of county commissioners."

This Bond Redemption Fund Budget Summary accounts for the property taxes received and the payment of principal and interest on the district's 1996 General Obligation Bonds, 2004 General Obligation Bonds, and 2018 General Obligation Bonds.

Approved by the voters in November 1996, the 1996 General Obligation Bonds were approved to build two new elementary schools and one middle school, as well as to extend current building capacities.

The 2004 General Obligation Bonds were approved by the voters in November 2004. These bonds were approved to build two elementary schools and an 8/9 school, replace a middle school and an alternative school, and provide maintenance and upgrades to existing sites.

Approved by the voters in November 2017, the 2018 General Obligation Bonds were passed for priority 1 maintenance projects, the replacement of Orchard Mesa Middle School, technology upgrades, a gym at Dual Immersion Academy, an auxiliary gym at Palisade High School, and security features at schools across the district.

In November 2021, voters approved the 2022 General Obligation Bonds for a new Grand Junction High School and the remodel of some existing buildings on the site.

**Total Expenditure = \$21,049,013**  
**Per Pupil Expenditure = \$1,087.51**



Debt Service Fund  
Bond Redemption

### Summary Statement Bond Redemption (31)

	2019-20 Actual	2020-21 Actual	2021-22 Actual	2022-23 Anticipated	2023-24 Presented Budget
<b>REVENUE:</b>					
Local Property Taxes	\$17,855,223	\$18,166,796	\$23,146,811	\$22,942,825	<b>\$23,174,571</b>
Delinquent Taxes	8,973	22,836	38,071	6,637	<b>10,000</b>
<b>Total Revenue</b>	<b>\$17,864,196</b>	<b>\$18,189,632</b>	<b>\$23,184,882</b>	<b>\$22,949,462</b>	<b>\$23,184,571</b>
<b>EXPENDITURE:</b>					
<b>Bond Principal:</b>					
2011 Series	\$7,015,000	\$8,435,000	\$9,185,000	\$9,650,000	<b>\$10,000,000</b>
2012 Refinance	1,520,000	390,000	75,000	0	<b>100,000</b>
2018 Series	0	0	0	0	<b>0</b>
2022 Series	0	0	0	0	<b>0</b>
<b>Bond Interest Coupons</b>					
<b>Redeemed:</b>					
2011 Series	\$2,413,087	2,078,275	1,683,700	1,258,750	<b>\$767,500</b>
2012 Refinance	36,188	14,700	9,469	8,625	<b>7,375</b>
2018 Series	6,172,188	6,172,187	6,172,188	6,172,188	<b>6,172,188</b>
2022 Series	0	0	1,382,437	4,001,950	<b>4,001,950</b>
<b>Total Expenditure</b>	<b>\$17,156,463</b>	<b>\$17,090,162</b>	<b>\$18,507,794</b>	<b>\$21,091,513</b>	<b>\$21,049,013</b>
<b>Excess (Deficiency) of Revenue</b>	<b>\$707,733</b>	<b>\$1,099,470</b>	<b>\$4,677,088</b>	<b>\$1,857,949</b>	<b>\$2,135,558</b>
GAAP Basis Fund Balance (Deficit) at Beginning of Year	14,986,280	15,694,013	16,793,483	21,470,571	<b>23,328,520</b>
GAAP Basis Fund Balance (Deficit) at End of Year	<b>\$15,694,013</b>	<b>\$16,793,483</b>	<b>\$21,470,571</b>	<b>\$23,328,520</b>	<b>\$25,464,078</b>
Mill Levy	9.431	9.412	11.028	11.028	11.028
Assessed Value	\$1,903,898,176*	\$1,923,891,560#	\$2,108,830,687@	\$2,101,430,072 ^	\$2,101,430,072 ^

\* Certification of Mill Levy December 10, 2019

# Certification of Mill Levy December 15, 2020

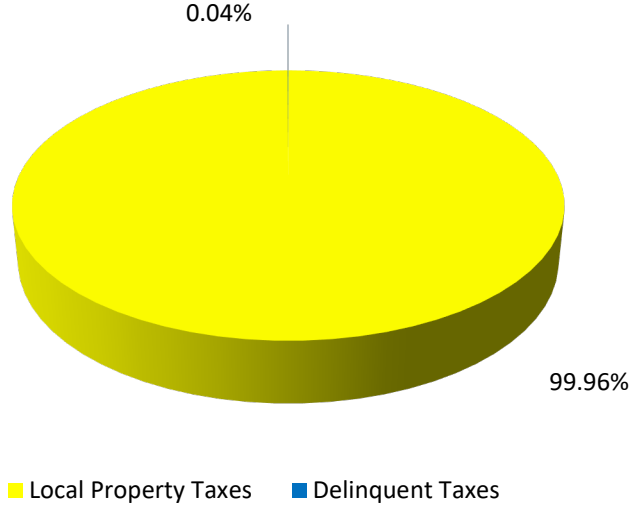
@Certification of Mill Levy December 14, 2021

^ Certification of Mill Levy December 13, 2022

Debt Service Fund  
Bond Redemption

---

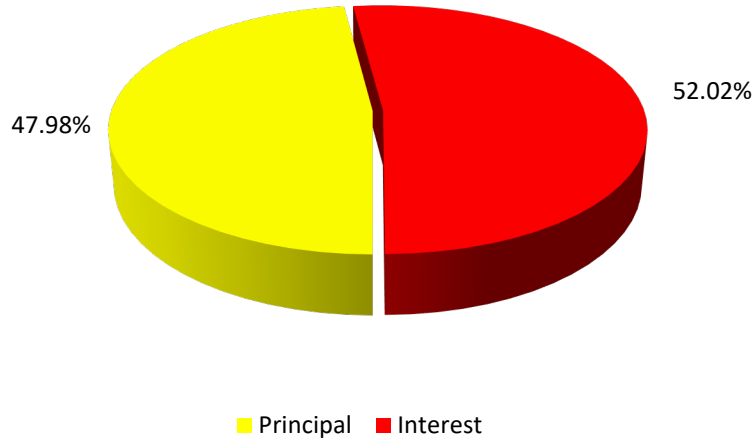
**2023-2024 Bond Redemption Revenue Summary**



Colorado Revised Statute 22-45-103(b) requires that tax levies for bonded indebtedness be recorded in a Bond Redemption fund. The sole revenue in this fund is from property tax receipts. The mill levy for 2023-2024 is 11.028, based on an assessed valuation of \$2,101,430,072.

---

**2023-2024 Bond Redemption Expenditure Summary**



The expenditures for this fund in 2023-2024 are the principal and interest payments for the series 2011 bonds remaining principal amount of \$20,350,000, the series 2012 bonds remaining principal amount of \$345,000, the series 2018 bonds remaining principal amount of \$118,500,000, and the series 2022 bonds remaining principal amount of \$95,040,000. See the Debt Service amortization schedules on the following pages.

Debt Service Fund  
Bond Redemption

## Debt Service Schedule

### Combined Schedule

Dates	Principal	Interest	Fiscal
12/1/2017	\$7,980,000.00	\$1,565,618.75	
6/1/3018		\$3,288,487.50	\$12,834,106.25
12/1/2018	\$8,265,000.00	\$4,522,925.00	
6/1/2019		\$4,381,250.00	\$17,169,175.00
12/1/2019	\$8,535,000.00	\$4,381,250.00	
6/1/2020		\$4,240,212.50	\$17,156,462.50
12/1/2020	\$8,825,000.00	\$4,240,212.50	
6/1/2021		\$4,024,950.00	\$17,090,162.50
12/1/2021	\$9,260,000.00	\$4,024,950.00	
6/1/2022		\$5,229,972.22	\$18,514,922.22
12/1/2022	\$9,650,000.00	\$5,841,381.25	
6/1/2023		\$5,600,131.25	\$21,091,512.50
12/1/2023	\$10,100,000.00	\$5,600,131.25	
6/1/2024		\$5,348,881.25	\$21,049,012.50
12/1/2024	\$10,595,000.00	\$5,348,881.25	
6/1/2025		\$5,087,068.75	\$21,030,950.00
12/01/2025	\$8,255,000.00	\$5,087,068.75	
6/1/2026		\$4,880,693.75	\$18,222,762.50
12/01/2026	\$8,670,000.00	\$4,880,693.75	
6/1/2027		\$4,663,943.75	\$18,214,637.50
12/01/2027	\$9,105,000.00	\$4,663,943.75	
6/1/2028		\$4,436,318.75	\$18,205,262.50
12/01/2028	\$9,555,000.00	\$4,436,318.75	
6/1/2029		\$4,197,443.75	\$18,188,762.50
12/01/2029	\$10,035,000.00	\$4,197,443.75	
6/1/2030		\$3,946,568.75	\$18,179,012.50
12/01/2030	\$10,535,000.00	\$3,946,568.75	
6/1/2031		\$3,683,193.75	\$18,164,762.50
12/01/2031	\$11,065,000.00	\$3,683,193.75	
6/1/2032		\$3,406,568.75	\$18,154,762.50
12/01/2032	\$11,615,000.00	\$3,406,568.75	
6/1/2033		\$3,104,475.00	\$18,126,043.75
12/01/2033	\$12,220,000.00	\$3,104,475.00	
6/1/2034		\$2,786,643.75	\$18,111,118.75
12/01/2034	\$12,855,000.00	\$2,786,643.75	
6/1/2035		\$2,452,287.50	\$18,093,931.25
12/01/2035	\$13,525,000.00	\$2,452,287.50	
6/1/2036		\$2,099,812.50	\$18,077,100.00
12/01/2036	\$14,230,000.00	\$2,099,812.50	
6/1/2037		\$1,728,737.50	\$18,058,550.00
12/01/2037	\$14,975,000.00	\$1,728,737.50	
6/1/2038		\$1,338,000.00	\$18,041,737.50
12/1/2038	\$15,755,000.00	\$1,338,000.00	
6/1/2039		\$1,022,900.00	\$18,115,900.00
12/1/2039	\$16,385,000.00	\$1,022,900.00	
6/1/2040		\$695,200.00	\$18,103,100.00
12/1/2040	\$17,040,000.00	\$695,200.00	
6/1/2041		\$354,400.00	\$18,089,600.00
12/1/2041	\$17,720,000.00	\$354,400.00	\$18,074,400.00
<b>TOTAL</b>	<b>\$286,750,000.00</b>	<b>\$167,407,747.22</b>	<b>\$454,157,747.22</b>

Debt Service Fund  
Bond Redemption

---

## Debt Service Schedule

### Series 2022

Dates	Principal	Rate	Interest	Total Principal & Interest
6/1/2022			\$1,389,565.97	\$1,389,565.97
12/1/2022			\$2,000,975.00	
6/1/2023			\$2,000,975.00	\$4,001,950.00
12/1/2023			\$2,000,975.00	
6/1/2024			\$2,000,975.00	\$4,001,950.00
12/1/2024			\$2,000,975.00	
6/1/2025			\$2,000,975.00	\$4,001,950.00
12/1/2025	\$1,590,000.00	5.00%	\$2,000,975.00	
6/1/2026			\$1,961,225.00	\$5,552,200.00
12/1/2026	\$1,675,000.00	5.00%	\$1,961,225.00	
6/1/2027			\$1,919,350.00	\$5,555,575.00
12/1/2027	\$1,760,000.00	5.00%	\$1,919,350.00	
6/1/2028			\$1,875,350.00	\$5,554,700.00
12/1/2028	\$1,845,000.00	5.00%	\$1,875,350.00	
6/1/2029			\$1,829,225.00	\$5,549,575.00
12/1/2029	\$1,935,000.00	5.00%	\$1,829,225.00	
6/1/2030			\$1,780,850.00	\$5,545,075.00
12/1/2030	\$2,030,000.00	5.00%	\$1,780,850.00	
6/1/2031			\$1,730,100.00	\$5,540,950.00
12/1/2031	\$2,135,000.00	5.00%	\$1,730,100.00	
6/1/2032			\$1,676,725.00	\$5,541,825.00
12/1/2032	\$2,240,000.00	5.00%	\$1,676,725.00	
6/1/2033			\$1,620,725.00	\$5,537,450.00
12/1/2033	\$2,355,000.00	5.00%	\$1,620,725.00	
6/1/2034			\$1,561,850.00	\$5,537,575.00
12/1/2034	\$2,470,000.00	5.00%	\$1,561,850.00	
6/1/2035			\$1,500,100.00	\$5,531,950.00
12/1/2035	\$2,595,000.00	4.00%	\$1,500,100.00	
6/1/2036			\$1,448,200.00	\$5,543,300.00
12/1/2036	\$2,700,000.00	4.00%	\$1,448,200.00	
6/1/2037			\$1,394,200.00	\$5,542,400.00
12/1/2037	\$2,810,000.00	4.00%	\$1,394,200.00	
6/1/2038			\$1,338,000.00	\$5,542,200.00
12/1/2038	\$15,755,000.00	4.00%	\$1,338,000.00	
6/1/2039			\$1,022,900.00	\$18,115,900.00
12/1/2039	\$16,385,000.00	4.00%	\$1,022,900.00	
6/1/2040			\$695,200.00	\$18,103,100.00
12/1/2040	\$17,040,000.00	4.00%	\$695,200.00	
6/1/2041			\$354,400.00	\$18,089,600.00
12/1/2041	\$17,720,000.00	4.00%	\$354,400.00	\$18,074,400.00
<b>TOTAL</b>	<b>\$95,040,000.00</b>		<b>\$62,813,190.97</b>	<b>\$157,853,190.97</b>

Debt Service Fund  
Bond Redemption

---

## Debt Service Schedule

### Series 2018

Dates	Principal	Rate	Interest	Total Principal & Interest
6/1/2018			\$1,851,656.25	\$1,851,656.25
12/01/2018			\$3,086,093.75	
6/1/2019			\$3,086,093.75	\$6,172,187.50
12/01/2019			\$3,086,093.75	
6/1/2020			\$3,086,093.75	\$6,172,187.50
12/01/2020			\$3,086,093.75	
6/1/2021			\$3,086,093.75	\$6,172,187.50
12/01/2021			\$3,086,093.75	
6/1/2022			\$3,086,093.75	\$6,172,187.50
12/01/2022			\$3,086,093.75	
6/1/2023			\$3,086,093.75	\$6,172,187.50
12/01/2023			\$3,086,093.75	
6/1/2024			\$3,086,093.75	\$6,172,187.50
12/01/2024			\$3,086,093.75	
6/1/2025			\$3,086,093.75	\$6,172,187.50
12/01/2025	\$6,665,000.00	5.00%	\$3,086,093.75	
6/1/2026			\$2,919,468.75	\$12,670,562.50
12/01/2026	\$6,995,000.00	5.00%	\$2,919,468.75	
6/1/2027			\$2,744,593.75	\$12,659,062.50
12/01/2027	\$7,345,000.00	5.00%	\$2,744,593.75	
6/1/2028			\$2,560,968.75	\$12,650,562.50
12/01/2028	\$7,710,000.00	5.00%	\$2,560,968.75	
6/1/2029			\$2,368,218.75	\$12,639,187.50
12/01/2029	\$8,100,000.00	5.00%	\$2,368,218.75	
6/1/2030			\$2,165,718.75	\$12,633,937.50
12/01/2030	\$8,505,000.00	5.00%	\$2,165,718.75	
6/1/2031			\$1,953,093.75	\$12,623,812.50
12/01/2031	\$8,930,000.00	5.00%	\$1,953,093.75	
6/1/2032			\$1,729,843.75	\$12,612,937.50
12/01/2032	\$9,375,000.00	5.25%	\$1,729,843.75	
6/1/2033			\$1,483,750.00	\$12,588,593.75
12/01/2033	\$9,865,000.00	5.25%	\$1,483,750.00	
6/1/2034			\$1,224,793.75	\$12,573,543.75
12/01/2034	\$10,385,000.00	5.25%	\$1,224,793.75	
6/1/2035			\$952,187.50	\$12,561,981.25
12/01/2035	\$10,930,000.00	5.50%	\$952,187.50	
6/1/2036			\$651,612.50	\$12,533,800.00
12/01/2036	\$11,530,000.00	5.50%	\$651,612.50	
6/1/2037			\$334,537.50	\$12,516,150.00
12/01/2037	\$12,165,000.00	5.50%	\$334,537.50	\$12,499,537.50
<b>TOTAL</b>	<b>\$118,500,000.00</b>		<b>\$90,320,637.50</b>	<b>\$208,820,637.50</b>

Debt Service Fund  
Bond Redemption

---

## Debt Service Schedule

### Series 2012

Dates	Principal	Rate	Interest	Total Principal & Interest
12/1/2017	\$155,000.00	4.00%	\$40,243.75	\$232,387.50
6/1/3018			\$37,143.75	
12/1/2018	\$525,000.00	4.00%	\$37,143.75	\$588,787.50
6/1/2019			\$26,643.75	
12/1/2019	\$1,520,000.00	2.25%	\$26,643.75	\$1,556,187.50
6/1/2020			\$9,543.75	
12/1/2020	\$390,000.00	2.25%	\$9,543.75	\$404,700.00
6/1/2021			\$5,156.25	
12/1/2021	\$75,000.00	2.25%	\$5,156.25	\$84,468.75
6/1/2022			\$4,312.50	
12/1/2022	\$0.00		\$4,312.50	\$8,625.00
6/1/2023			\$4,312.50	
12/1/2023	\$100,000.00	2.50%	\$4,312.50	\$107,375.00
6/1/2024			\$3,062.50	
12/1/2024	\$245,000.00	2.50%	\$3,062.50	\$248,062.50
6/1/2025				
<b>TOTAL</b>	<b>\$3,010,000.00</b>		<b>\$220,593.75</b>	<b>\$3,230,593.75</b>

Debt Service Fund  
Bond Redemption

---

## Debt Service Schedule

### Series 2011

Dates	Principal	Rate	Principal	Rate	Principal	Rate	Interest	Total Principal & Interest
12/1/2017	\$6,325,000.00	3.50%	\$1,500,000.00	2.00%			\$1,525,375.00	\$10,750,062.50
6/1/2018							\$1,399,687.50	
12/1/2018	\$5,040,000.00	4.00%	\$2,700,000.00	2.25%			\$1,399,687.50	\$10,408,200.00
6/1/2019							\$1,268,512.50	
12/1/2019	\$3,000,000.00	5.00%	\$3,015,000.00	2.50%	\$1,000,000.00	2.25%	\$1,268,512.50	\$9,428,087.50
6/1/2020							\$1,144,575.00	
12/1/2020	\$8,435,000.00	5.00%					\$1,144,575.00	\$10,513,275.00
6/1/2021							\$933,700.00	
12/1/2021	\$9,185,000.00	4.00%					\$933,700.00	\$10,868,700.00
6/1/2022							\$750,000.00	
12/1/2022	\$9,650,000.00	5.00%					\$750,000.00	\$10,908,750.00
6/1/2023							\$508,750.00	
12/1/2023	\$10,000,000.00	5.00%					\$508,750.00	\$10,767,500.00
6/1/2024							\$258,750.00	
12/1/2024	\$10,350,000.00	5.00%					\$258,750.00	\$10,608,750.00
6/1/2025								
<b>TOTAL</b>	<b>\$61,985,000.00</b>		<b>\$7,215,000.00</b>		<b>\$1,000,000.00</b>		<b>\$14,053,325.00</b>	<b>\$84,253,325.00</b>



## Capital Project Funds Building

---

### Building

The Building Fund is used for the construction of new schools and to extend current building capacities.

In fiscal years 2015-16 and 2016-17, this fund was supported by Certificates of Participation (COPs) taken out by the district for the construction of a new R-5 High School/Summit Program building. The construction began in 2015-16, and the new building opened in the 2016-17 school year.

**Total Expenditure = \$51,288,365**  
**Per Pupil Expenditure = \$2,649.84**



In fiscal years 2017-18 through 2021-22, this fund was used for bond supported projects approved by voters in the November 7, 2017 election, for the following specific purposes:

- Priority 1 maintenance projects across the district
- Replacing Orchard Mesa Middle School
- Technology upgrades
- Installing the first ever gym at Dual Immersion Academy
- Adding an auxiliary gym at Palisade High School
- Adding security features at schools across the district

Additionally, beginning in 2021-22, this fund is being used for the Grand Junction High School replacement approved by voters in the November 8, 2021 election. The project is scheduled to be completed by the end of 2024.

Capital Project Funds  
Building

**Summary Statement Building (41)**

	2019-20 Actual	2020-21 Actual	2021-22 Actual	2022-23 Anticipated	2023-24 Presented Budget
<b>REVENUE:</b>					
Interest Income	\$1,272,573	\$61,653	\$286,121	\$4,700,000	<b>\$4,000,000</b>
<b>Total Revenue</b>	<b>\$1,272,573</b>	<b>\$61,653</b>	<b>\$286,121</b>	<b>\$4,700,000</b>	<b>\$4,000,000</b>
<b>EXPENDITURE:</b>					
Building Construction & Improvements	\$52,267,904	\$7,631,668	\$5,510,049	\$43,994,862	<b>\$51,288,365</b>
Equipment	193,361	7,746,564	77,669	0	<b>0</b>
Other Capital Outlay	117,270	9,819	0	6,189	<b>0</b>
Construction Services	94,801	531,978	3,494,285	3,555,700	<b>0</b>
<b>Total Expenditure</b>	<b>\$52,673,336</b>	<b>\$15,920,029</b>	<b>\$9,082,003</b>	<b>\$47,556,751</b>	<b>\$51,288,365</b>
<b>Excess (Deficiency) of Revenue</b>	<b>(\$51,400,763)</b>	<b>(\$15,858,376)</b>	<b>(\$8,795,882)</b>	<b>(\$42,856,751)</b>	<b>(\$47,288,365)</b>
Sale of Bonds	\$0	\$0	\$95,040,000	\$0	<b>\$0</b>
Premium/Discount	0	0	20,523,499	0	<b>0</b>
Issuance Costs	0	0	(563,499)	0	<b>0</b>
<b>Net Sale of Bonds</b>	<b>\$0</b>	<b>\$0</b>	<b>\$115,000,000</b>	<b>\$0</b>	<b>\$0</b>
<b>Excess (Deficiency) of Revenue</b>	<b>(\$51,400,763)</b>	<b>(\$15,858,376)</b>	<b>\$106,204,118</b>	<b>(\$42,856,751)</b>	<b>(\$47,288,365)</b>
GAAP Basis Fund Balance (Deficit) at Beginning of Year	87,591,407	36,190,644	20,332,268	126,536,386	<b>83,679,635</b>
GAAP Basis Fund Balance (Deficit) at End of Year	\$36,190,644	\$20,332,268	\$126,536,386	\$83,679,635	<b>\$36,391,270</b>

Proceeds from bonds approved by voters in the November 7, 2017 election will be used to build a new Orchard Mesa Middle School, add gyms at Palisade High School and Dual Immersion Academy, and complete priority 1 maintenance projects, technology upgrades, and security features at schools across the District.

Proceeds from bonds approved by voters in the November 8, 2021 election will be used to build a new Grand Junction High School.

## Capital Projects

Capital Projects Fund is funded by monies allocated pursuant to the provisions of section 22-54-105(2) CRS transferred from the General Fund. Such revenues may be supplemented by gifts, grants and donations. Per student amount to be transferred is determined each fiscal year. The amount is dependent upon state funding received by the state. Funding is then distributed to the general fund, capital projects and insurance funds.

According to CRS 22-45-103 (I)(c), expenditures from the fund shall be limited to long range capital outlay expenditures and shall be made only for the following purposes:

- Any acquisition of land, improvements, construction of structures or additions to existing structures, and acquisition of equipment and furnishings;
- Alterations and improvements to existing structures;
- Acquisition of a school vehicle, or other equipment;
- Any installment purchase agreements or lease agreements with an option to purchase for a period not to exceed twenty years and any lease agreement without the option to purchase;
  - Any software licensing agreement;
  - Acquisition of computer equipment.

Expenditures from the fund shall be authorized by a resolution adopted by the Board of Education at any regular or special meeting of the Board. The resolution shall specifically set forth the purpose of the expenditure; the estimated total cost of the project; the location of the structure to be constructed, added to, altered, or repaired; a description of any school buses or equipment to be purchased and where such equipment will be installed.

The budget is structured to provide authorization for expenditure of all possible funds which may be available. This includes possible balances that remain from previous projects, estimated carryover funds from the preceding year, and new revenue for the budget year. Any balance remaining upon completion of any authorized project may be encumbered for future projects which are authorized as provided in C.R.S., Section 22-45-103(c).

**Total Expenditure = \$8,312,059**  
**Per Pupil Expenditure = \$429.45**



Capital Project Funds  
Capital Projects

## Summary Statement Capital Projects Fund (43)

	2019-20 Actual	2020-21 Actual	2021-22 Actual	2022-23 Anticipated	2023-24 Presented Budget
<b>REVENUE:</b>					
Interest on Investments	\$158,138	\$25,597	\$35,413	\$716,466	\$900,000
Charter School Lease Payments (COP's)	861,987	707,544	709,345	704,825	705,200
COP Refunding Proceeds	0	6,085,000	0	0	0
Sale of Property	423,475	0	915,095	0	0
Other Local Revenue	77,439	1,495,502	714,661	2,861,960	535,742
Capital/Right of Use Leases	363,660	20,265	3,091,814	2,264,216	2,200,000
<b>Total Revenue</b>	<b>\$1,884,699</b>	<b>\$8,333,908</b>	<b>\$5,466,328</b>	<b>\$6,547,467</b>	<b>\$4,340,942</b>
<b>EXPENDITURE:</b>					
Ground Improvement/Land	\$239,360	\$88,832	\$327,716	\$43,945	\$125,000
Buildings	1,069,501	571,130	1,229,088	704,033	1,200,000
Equipment	1,171,776	170,798	40,649	2,398,875	1,190,215
Capital/Right of Use Leases	0	0	3,091,814	2,264,216	2,200,000
Other Capital Outlay	64,193	194,024	128,893	408,436	1,228,511
<b>Subtotal</b>	<b>\$2,544,830</b>	<b>\$1,024,784</b>	<b>\$4,818,160</b>	<b>\$5,819,505</b>	<b>\$5,943,726</b>
<b>CHARTER SCHOOL DEBT SERVICE:</b>					
COP Professional Services	\$0	\$0	\$2,500	\$2,500	\$2,500
COP Financing Principal	235,000	255,000	270,000	285,000	300,000
COP Financing Interest	456,575	444,325	431,200	417,325	402,700
<b>Subtotal</b>	<b>\$691,575</b>	<b>\$699,325</b>	<b>\$703,700</b>	<b>\$704,825</b>	<b>\$705,200</b>
<b>DISTRICT DEBT SERVICE:</b>					
Lease Financing	\$147,967	\$226,624	\$1,670,223	\$2,212,672	\$1,154,225
COP Professional Services	2,500	2,500	2,500	2,500	2,500
COP Refunding Issuance Costs	0	90,000	0	0	0
COP Financing Principal/Refunding	290,000	6,295,000	0	375,000	380,000
COP Financing Interest	240,519	200,144	139,346	135,053	126,408
<b>Subtotal</b>	<b>\$680,986</b>	<b>\$6,814,268</b>	<b>\$1,812,069</b>	<b>\$2,725,225</b>	<b>\$1,663,133</b>
<b>Total Expenditure</b>	<b>\$3,917,391</b>	<b>\$8,538,377</b>	<b>\$7,333,929</b>	<b>\$9,249,555</b>	<b>\$8,312,059</b>
Excess (Deficiency) of Revenue	(\$2,032,692)	(\$204,469)	(\$1,867,601)	(\$2,702,088)	(\$3,971,117)
Transfer from General Fund	2,375,970	2,375,970	2,375,970	2,275,970	2,275,970
<b>Excess (Deficiency) of Revenue &amp; Transfer</b>	<b>\$343,278</b>	<b>\$2,171,501</b>	<b>\$508,369</b>	<b>(\$426,118)</b>	<b>(\$1,695,147)</b>
GAAP Basis Fund Balance (Deficit) at Beginning of Year	12,870,034	13,213,312	15,384,813	15,893,182	15,467,064
GAAP Basis Fund Balance (Deficit) at End of Year	\$13,213,312	\$15,384,813	\$15,893,182	\$15,467,064	\$13,771,917
Reserves/Designations:					
Restricted: TABOR Emergency Reserve	(6,666,421)	(6,388,489)	(6,227,336)	(6,794,024)	(7,449,647)
Assigned Fund Balance	\$6,546,891	\$8,996,324	\$9,665,846	\$8,673,040	\$6,322,270

### 2022-23 Re-Adopted Budget

Transfer: \$186.06 X 20,294.64 to Capital Projects/Insurance Reserve

Capital Projects	\$2,275,970
Insurance Reserve	1,500,000
	<u>\$3,775,970</u>

### 2023-24 Presented Budget

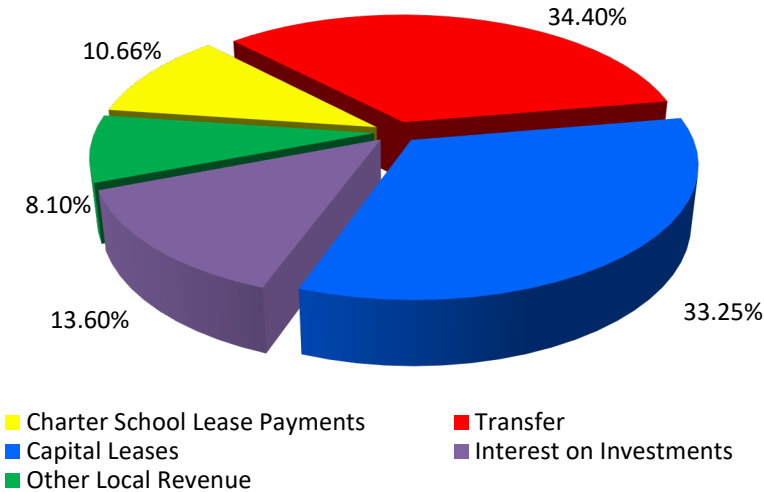
Transfer: \$195.09 X 19,355.24 to Capital Projects/Insurance Reserve

Capital Projects	\$2,275,970
Insurance Reserve	1,500,000
	<u>\$3,775,970</u>

Capital Project Funds  
Capital Projects

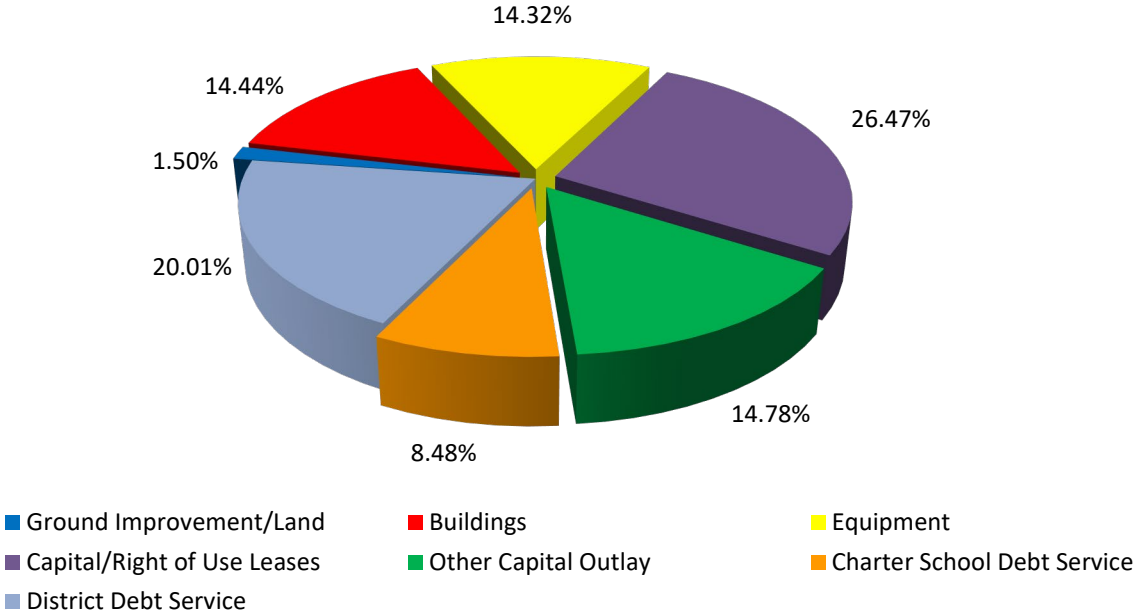
---

**2023-2024 Capital Projects Revenue Summary**



---

**2023-2024 Capital Projects Expenditure Summary**



Capital Project Funds  
Capital Project

## Capital Projects 2023-2024

Request	2022-23 Re-Adopted Projects	2023-24 Presented Projects	Net Change
Computer Lease	\$1,940,572	\$894,989	(\$1,045,583)
R-5/Summit Building COP Payment	512,553	508,908	(3,645)
Compass Office Space Lease for Hawthorne Replacement	154,826	154,826	0
CMU Lease for Truancy and Expulsion Programs	38,616	25,752	(12,864)
Activity Vehicles Lease	78,658	78,658	0
<b>Subtotal District Contract/Lease</b>	<b>\$2,725,225</b>	<b>\$1,663,133</b>	<b>(\$1,062,092)</b>
Juniper Ridge COP Payment	\$498,900	\$499,150	\$250
Mesa Valley Community School COP Payment	205,925	206,050	125
<b>Subtotal Charter School Contract/Lease</b>	<b>\$704,825</b>	<b>\$705,200</b>	<b>\$375</b>
Support Services - Operations/Finance	\$40,000	\$40,000	\$0
Support Services - Master Plan Update (One-Time Expense)	0	800,000	800,000
Site Leadership - School Capital Funds	30,000	30,000	0
Athletics	120,000	120,000	0
Technology Services - Salaries/Benefits	217,879	183,523	(34,356)
Technology Services - Projects	2,100,215	680,215	(1,420,000)
Maintenance - Salaries/Benefits	223,580	244,988	21,408
Maintenance	1,200,000	1,200,000	0
Music	35,000	35,000	0
Purchasing	25,000	25,000	0
Purchasing - Forklift for Textbook Warehouse (One-Time Expense)	0	35,000	35,000
Special Ed	25,000	25,000	0
Grounds - Irrigation	50,000	50,000	0
Grounds - Blacktop	75,000	75,000	0
Transportation - Vehicles	200,000	200,000	0
Capital/Right of Use Leases	2,200,000	2,200,000	0
<b>Subtotal Other</b>	<b>\$6,541,674</b>	<b>\$5,943,726</b>	<b>(\$597,948)</b>
<b>Grand Total</b>	<b>\$9,971,724</b>	<b>\$8,312,059</b>	<b>(\$1,659,665)</b>

Capital projects adopted in a fiscal year are expected to be completed in that same fiscal year.

## Building - Juniper Ridge Community School

This Building Fund is used for the construction of new schools and expansions to current building capacities, specifically for projects at Juniper Ridge Community School.

In 2018, Certificates of Participation (COP's) were taken out on behalf of Juniper Ridge Community School. The proceeds from these COP's were used to build a new school for Juniper Ridge.

Juniper Ridge, a charter school of District 51, will be responsible for repaying the COP's. Debt service for the COP's is kept in the Capital Projects Fund.

**Total Expenditure = \$0**  
**Per Pupil Expenditure = \$0**



Capital Project Funds  
Building - Juniper Ridge Community School

### Summary Statement Building - Juniper Ridge (44)

	2019-20 Actual	2020-21 Actual	2021-22 Actual	2022-23 Actual	2023-24 Presented Budget
<b>REVENUE:</b>					
Interest on Investments	\$39,078	\$34	\$0	\$0	\$0
<b>Total Revenue</b>	<b>\$39,078</b>	<b>\$34</b>	<b>\$0</b>	<b>\$0</b>	<b>\$0</b>
<b>EXPENDITURE:</b>					
Building Construction & Improvements	\$2,940,329	\$0	\$0	\$0	\$0
Equipment	79,475	0	0	0	0
Other Capital Outlay	179,142	0	0	0	0
Construction Services	156,479	35,500	0	0	0
<b>Total Expenditure</b>	<b>\$3,355,425</b>	<b>\$35,500</b>	<b>\$0</b>	<b>\$0</b>	<b>\$0</b>
<b>Excess (Deficiency) of Revenue</b>	<b>(\$3,316,347)</b>	<b>(\$35,466)</b>	<b>\$0</b>	<b>\$0</b>	<b>\$0</b>
Certificates of Participation	\$0	\$0	\$0	\$0	\$0
Premium/Discount	0	0	0	0	0
Issuance Costs	0	0	0	0	0
<b>Net Sale of Certificates of Participation</b>	<b>\$0</b>	<b>\$0</b>	<b>\$0</b>	<b>\$0</b>	<b>\$0</b>
<b>Excess (Deficiency) of Revenue</b>	<b>(\$3,316,347)</b>	<b>(\$35,466)</b>	<b>\$0</b>	<b>\$0</b>	<b>\$0</b>
GAAP Basis Fund Balance (Deficit) at Beginning of Year	3,351,813	35,466	0	0	0
GAAP Basis Fund Balance (Deficit) at End of Year	\$35,466	\$0	\$0	\$0	\$0

Note: COP's taken out on behalf of Juniper Ridge Charter School to build a new school building.



## Medical Insurance

On November 11, 2003, the Board of Education approved the option to move to self-funding for employees' medical coverage. This health benefit plan for employees became effective January 1, 2004.

Self-funded plans are health plans developed and managed by the school district. The district uses a third-party administrator to support the plan. Under the self-insured arrangement, the district chooses to retain the risk rather than pass it on to an insurance company or Health Management Organization (HMO). Both the employee and employer may make monetary contributions to fund the plan, as with a traditional health insurance program.

In order to insure against catastrophic losses, the district purchases "stop loss" insurance.

**Total Expenditure = \$22,731,605**  
**Per Pupil Expenditure = \$1,174.44**



Internal Service Funds  
Medical Insurance

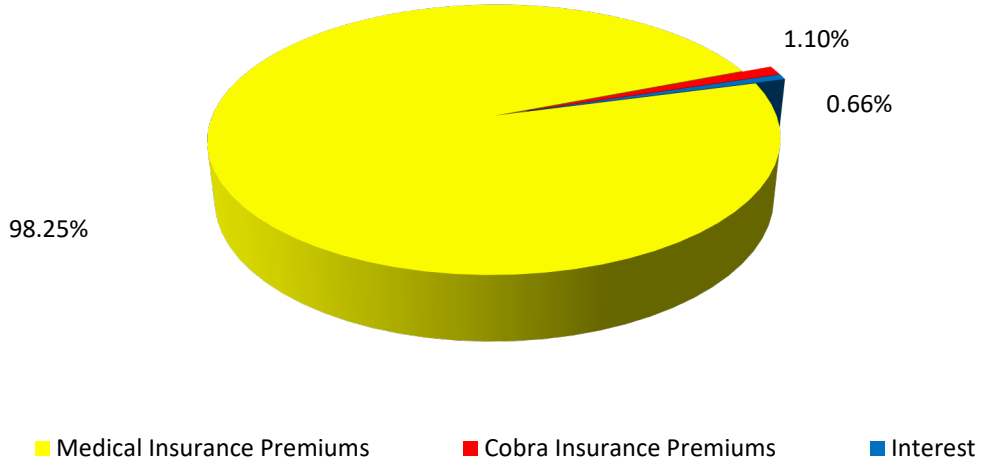
## Summary Statement Medical Insurance (62)

	2019-20 Actual	2020-21 Actual	2021-22 Actual	2022-23 Anticipated	2023-24 Presented Budget
<b>REVENUE:</b>					
Medical Insurance Premiums	\$17,032,349	\$19,092,296	\$22,168,948	\$22,549,931	<b>\$22,397,932</b>
Cobra Insurance Premiums	110,496	195,159	205,791	167,279	<b>250,000</b>
Interest on Investments	25,610	1,639	3,915	96,500	<b>150,000</b>
<b>Total Revenue</b>	<b>\$17,168,455</b>	<b>\$19,289,094</b>	<b>\$22,378,654</b>	<b>\$22,813,710</b>	<b>\$22,797,932</b>
<b>EXPENDITURE:</b>					
Medical - Administration/ Contracted Service	\$3,630,609	\$2,727,243	\$2,421,451	\$3,056,292	<b>\$3,299,900</b>
Medical - Claims	13,836,615	19,244,330	18,021,093	18,661,944	<b>19,426,705</b>
Miscellaneous	146,537	42,810	32,274	11,435	<b>0</b>
Supplies	13,491	0	0	4,000	<b>4,000</b>
Training	469	0	0	1,000	<b>1,000</b>
<b>Total Expenditure</b>	<b>\$17,627,721</b>	<b>\$22,014,383</b>	<b>\$20,474,818</b>	<b>\$21,734,671</b>	<b>\$22,731,605</b>
<b>Excess (Deficiency) of Revenue</b>	<b>(\$459,266)</b>	<b>(\$2,725,289)</b>	<b>\$1,903,836</b>	<b>\$1,079,039</b>	<b>\$66,327</b>
Transfer from General Fund	1,000,000	0	0	1,500,000	<b>1,500,000</b>
<b>Excess (Deficiency) of Revenue &amp; Transfer</b>	<b>\$540,734</b>	<b>(\$2,725,289)</b>	<b>\$1,903,836</b>	<b>\$2,579,039</b>	<b>\$1,566,327</b>
GAAP Basis Fund Balance (Deficit) at Beginning of Year	2,937,118	3,477,852	752,563	2,656,399	<b>5,235,438</b>
GAAP Basis Fund Balance (Deficit) at End of Year	<b>\$3,477,852</b>	<b>\$752,563</b>	<b>\$2,656,399</b>	<b>\$5,235,438</b>	<b>\$6,801,765</b>

Internal Service Funds  
Medical Insurance

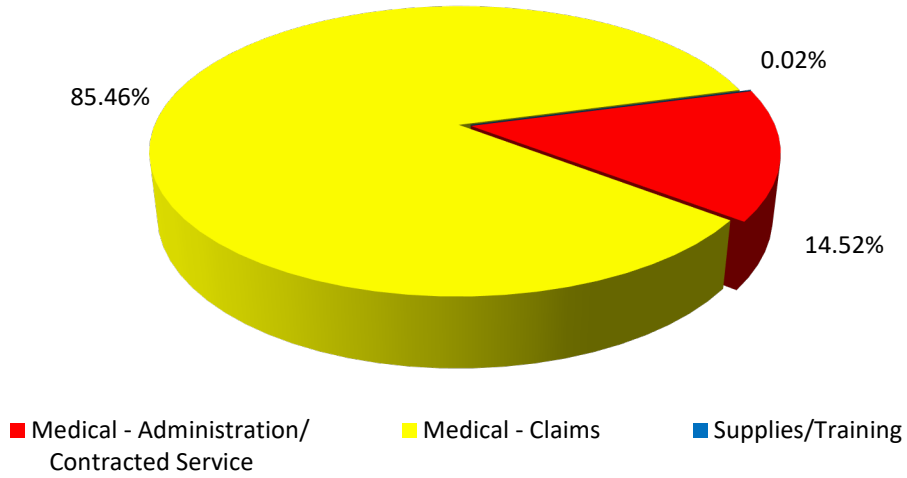
---

**2023-2024 Medical Insurance Revenue Summary**



---

**2023-2024 Medical Insurance Expenditure Summary**



## Dental Insurance

The Dental Insurance Fund accounts for the self-insured payment of dental expenses for District 51 employees. Premiums are recorded in this fund and used to pay the dental expenses incurred by covered employees.

**Total Expenditure = \$1,355,125**  
**Per Pupil Expenditure = \$70.01**



Internal Service Funds  
Dental Insurance

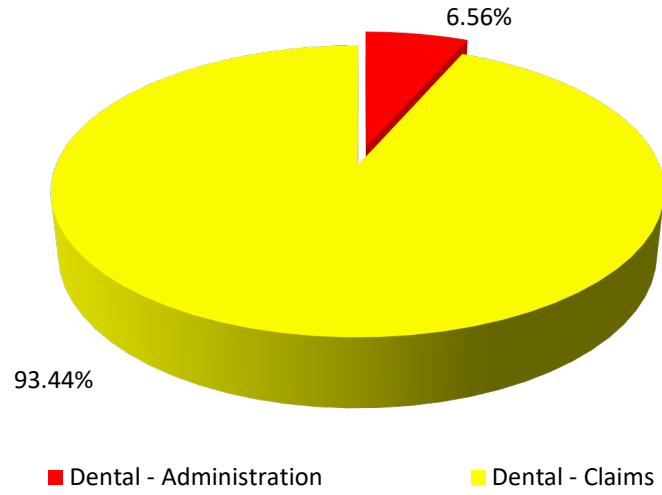
**Summary Statement Dental Insurance (63)**

	2019-20	2020-21	2021-22	2022-23	2023-24
	Actual	Actual	Actual	Anticipated	Presented Budget
<b>REVENUE:</b>					
Premiums/Contributions	\$1,275,037	\$1,295,939	\$1,273,876	\$1,206,484	<b>\$1,360,024</b>
<b>Total Revenue</b>	<b>\$1,275,037</b>	<b>\$1,295,939</b>	<b>\$1,273,876</b>	<b>\$1,206,484</b>	<b>\$1,360,024</b>
<b>EXPENDITURE:</b>					
Dental - Administration	\$92,039	\$130,782	\$91,202	\$88,246	<b>\$88,839</b>
Dental - Claims	1,065,098	1,203,064	1,086,797	1,088,219	<b>1,266,286</b>
Dental - Overfunding Payments	0	941,017	0	0	<b>0</b>
<b>Total Expenditure</b>	<b>\$1,157,137</b>	<b>\$2,274,863</b>	<b>\$1,177,999</b>	<b>\$1,176,465</b>	<b>\$1,355,125</b>
<b>Excess (Deficiency) of Revenue</b>	<b>\$117,900</b>	<b>(\$978,924)</b>	<b>\$95,877</b>	<b>\$30,019</b>	<b>\$4,899</b>
GAAP Basis Fund Balance					
(Deficit) at Beginning of Year	1,161,225	1,279,125	300,201	396,078	<b>426,097</b>
GAAP Basis Fund Balance					
(Deficit) at End of Year	<b>\$1,279,125</b>	<b>\$300,201</b>	<b>\$396,078</b>	<b>\$426,097</b>	<b>\$430,996</b>

Internal Service Funds  
Dental Insurance

---

**2023-2024 Dental Insurance Expenditure Summary**



## Insurance

Colorado Revised Statutes, Section 22-45-103, allows school districts to maintain a fund created solely for the management of risk related activities. The Insurance Fund is funded by a transfer from the General Fund. Activities for this fund include:

- Pure self-insurance needs for property, liability, and workers compensation
- Aggregate contributions for organized and licensed pool participation
- Accumulation of funds to meet future self-insurance needs
- Insurance premiums paid to commercial insurance firms
- Staff wellness programs
- School safety and security

Coverage for property and liability is through membership in the Colorado School Districts Self Insurance Pool. Participation in pools and associations help keep costs to the district as low as possible.

**Total Expenditure = \$4,045,959**  
**Per Pupil Expenditure = \$209.04**



Internal Service Funds  
Insurance

**Summary Statement Insurance (64)**

	2019-20 Actual	2020-21 Actual	2021-22 Actual	2022-23 Anticipated	2023-24 Presented Budget
<b>REVENUE:</b>					
Interest on Investments	\$85,879	\$8,826	\$13,497	\$309,585	<b>\$350,000</b>
Insurance Premium-Employee Benefits	1,609,328	1,305,341	943,847	1,029,737	<b>1,385,000</b>
Miscellaneous	8,139	11,643	36,341	30,451	<b>12,000</b>
<b>Total Revenue</b>	<b>\$1,703,346</b>	<b>\$1,325,810</b>	<b>\$993,685</b>	<b>\$1,369,773</b>	<b>\$1,747,000</b>
<b>EXPENDITURE:</b>					
Salaries and Benefits	\$847,229	\$766,492	\$898,090	\$1,065,801	<b>\$1,238,348</b>
Workers' Compensation	1,277,875	16,336	851,429	1,028,479	<b>1,200,000</b>
Insurance Premiums/Bonds	711,821	1,029,743	915,994	1,033,897	<b>1,261,611</b>
Uninsured Losses/Claims	290	435	166	1,000	<b>1,000</b>
Supplies/Other	51,518	85,890	119,244	153,846	<b>190,000</b>
Employee Assistance Program	97,049	78,088	94,689	110,748	<b>150,000</b>
Wellness Program	7,240	282	3,583	5,000	<b>5,000</b>
<b>Total Expenditure</b>	<b>\$2,993,022</b>	<b>\$1,977,266</b>	<b>\$2,883,195</b>	<b>\$3,398,771</b>	<b>\$4,045,959</b>
<b>Excess (Deficiency) of Revenue</b>	(\$1,289,676)	(\$651,456)	(\$1,889,510)	(\$2,028,998)	<b>(\$2,298,959)</b>
Transfer From General Fund	1,500,000	1,500,000	1,500,000	1,500,000	<b>1,500,000</b>
<b>Excess (Deficiency) of Revenue &amp; Transfer</b>	<b>\$210,324</b>	<b>\$848,544</b>	<b>(\$389,510)</b>	<b>(\$528,998)</b>	<b>(\$798,959)</b>
GAAP Basis Fund Balance (Deficit) at Beginning of Year	4,941,928	5,152,252	6,000,796	5,611,286	<b>5,082,288</b>
GAAP Basis Fund Balance (Deficit) at End of Year	<b>\$5,152,252</b>	<b>\$6,000,796</b>	<b>\$5,611,286</b>	<b>\$5,082,288</b>	<b>\$4,283,329</b>

**2022-23 Re-Adopted Budget**

Transfer: \$186.06 X 20,294.64 to Capital Projects/Insurance Reserve	
Capital Projects	\$2,275,970
Insurance Reserve	1,500,000
	<u>\$3,775,970</u>

**2023-24 Presented Budget**

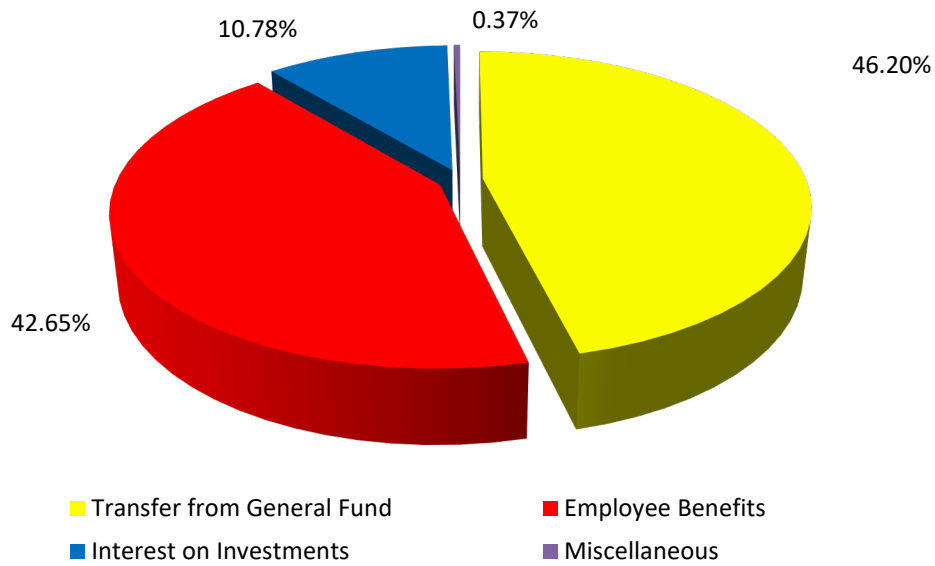
Transfer: \$195.09 X 19,355.24 to Capital Projects/Insurance Reserve	
Capital Projects	\$2,275,970
Insurance Reserve	1,500,000
	<u>\$3,775,970</u>



Internal Service Funds  
Insurance

---

**2023-2024 Insurance Revenue Summary**



**2023-2024 Insurance Expenditure Summary**

